



OFFICE OF THE CITY CLERK
Jodi Warren, MMC

38624 SE River Street
PO Box 987
Snoqualmie, WA 98065

Office: 425-888-8016
Fax: 425-831-6041

www.ci.snoqualmie.wa.us
jwarren@ci.snoqualmie.wa.us

**PUBLIC NOTICE
OF SPECIAL MEETING
OF THE
SNOQUALMIE CITY COUNCIL**

Thursday, August 1, 2019
6:30 PM

City Hall – Council Chambers
38624 SE River Street

Agenda Items

- 1) Presentation and discussion on the non-utility Capital Improvement Plan (CIP).
- 2) Review of the results of the resident survey for the community center.

This is an open public meeting. However, there will be no opportunity for citizen comments. Reasonable accommodation will be made for persons with disabilities. Please call the city clerk's office at 425-888-8016 if you need assistance.

Posted: July 26, 2019



OFFICE OF THE MAYOR
Matthew R. Larson

38624 SE River Street
PO Box 987
Snoqualmie, WA 98065

Office: 425-888-8307
Cell: 425-281-3333
Fax: 425-831-6041

www.ci.snoqualmie.wa.us
mayor@ci.snoqualmie.wa.us

July 26, 2019

Dear Snoqualmie Council Members and Residents,

I am pleased to present my proposed 2020-2025 Capital Improvement Plan (CIP) for facilities, parks, and transportation.

This plan has been thoughtfully prepared and addresses several strategic Council goals including:

Goal #1: Provide an economic base that supports approved long-range City revenue goals.

Goal #3: Proactively maintain and sustainably replace needed City infrastructure that meets current and future goals.

Goal #4: Provide and protect services, spaces, facilities, and events that enhance residents' quality of life.

Goal #5: Advocate for multimodal accessibility to/from Snoqualmie to maintain or improve our level-of-service.

The nearly \$45 million proposed CIP is a financially-sound, responsible, and balanced investment in our community. The plan will preserve the City's financially-stable condition, provide for the proactive maintenance of critical infrastructure, and invest strategically in improvements designed to enhance the quality of life for the residents of Snoqualmie.

The preservation of City infrastructure and facilities is critical to maintaining the quality of life in Snoqualmie. Long-neglected historic downtown infrastructure requires costly repairs and reconstruction, while the backbone infrastructure on Snoqualmie Ridge is now over twenty years old and requires ongoing maintenance to avoid more costly future failures. The CIP dedicates approximately \$10.5 million over the six-year period, or approximately \$1.8 million annually, to the preservation of existing infrastructure with the goal of preventing costly rebuilding of infrastructure in future years if maintenance needs are not adequately addressed.

The proposed CIP is the culmination of several years of work and community discussions revolving around investments to improve the quality of life for Snoqualmie visitors, businesses, and residents including, among others:

- Expanding the Snoqualmie Community Center including the addition of an aquatics center.
- Completing much of the Snoqualmie Riverwalk, which will provide one continuous trail system through downtown Snoqualmie from Snoqualmie Falls to Meadowbrook Farm.
- Making safety improvements to the State Route 202 corridor (Railroad Ave SE) in downtown Snoqualmie through the installation of pedestrian-activated crossing signals.

My thanks to members of the public as well as those who have served on the City Council or a commission, past or present, for their contributions to this plan.

Snoqualmie is truly extraordinary, genuine in its beauty, people, and quality of life. This Capital Improvement Plan will continue our fulfillment of that vision.

Sincerely,

A handwritten signature in blue ink, appearing to read "Matthew", with a stylized, flowing script and a long horizontal flourish extending to the right.

Matthew R. Larson
Mayor



Mayor's Proposed 2020-2025 Non-Utilities Capital Improvement Plan (CIP)





































**Mayor's Proposed 2020-2025 Non-Utilities
Capital Improvement Plan (CIP)**

Table of Contents

Section	Page
Mayor's Proposed 2020-2025 Non-Utilities CIP Table	1
Executive Summary	2
Expenditure Summary	11
Map	20
Capital Project or Program Detail	21

Mayor's Proposed 2020-2025 Non-Utilities Capital Improvement Plan (CIP)

Capital Project or Program Table

Detail Page Number	Capital Project or Program Name	Area	2020 to 2025 Proposed Total Cost	Included in the State Transportation Improvement Plan (STIP)?	Proposed Year of Construction	Proposed Percentage Funded by Grants and Other Contributions	Estimated Annual Operating Expenditures (Present Value)	Project Expenditures Prior to 2020
21	Street Resurfacing Program	 Transportation	\$ 4,384,850	No	Multiple Years	0.0%	\$ (13,320)	Ongoing
22	Sidewalk Replacement Program	 Transportation	\$ 2,125,543	No	Multiple Years	0.0%	\$ (6,660)	Ongoing
23	Americans with Disabilities Act (ADA) Program	 Transportation	\$ 234,949	No	Multiple Years	0.0%	\$ -	Ongoing
24	Playgrounds Replacement Program	 Parks	\$ 2,190,054	No	Multiple Years	0.0%	\$ -	Ongoing
25	Trails Replacement Program	 Parks	\$ 1,171,238	No	Multiple Years	0.0%	\$ -	Ongoing
26	Sport Courts Replacement Program	 Parks	\$ 157,388	No	Multiple Years	0.0%	\$ -	Ongoing
27	Parks Parking Lot Resurfacing Program	 Parks	\$ 268,654	No	Multiple Years	0.0%	\$ -	Ongoing
28	Riverfront Land Acquisitions & Demolitions	 Parks	\$ 320,000	No	Multiple Years	46.3%	\$ -	\$ 1,078,615
29	Riverwalk Phase I - SR 202 Bridge to Sandy Cove Park	 Parks	\$ 2,394,680	No	2020	74.0%	\$ 11,375	\$ 848,900
30	City Hall Annex Project	 Facilities	\$ 82,500	No	2020	0.0%	\$ -	\$ -
31	SR 202 & River Street Pedestrian Signal Project	 Transportation	\$ 488,883	Yes	2020	73.6%	\$ 4,500	\$ 38,462
32	Downtown Pedestrian Signals Project	 Transportation	\$ 1,049,266	Yes	2020	52.4%	\$ 9,000	\$ -
33	Newton Street Sidewalk Addition Project	 Transportation	\$ 435,083	No	2020	0.0%	\$ -	\$ -
34	Kinsey Street Sidewalk Replacement Project	 Transportation	\$ 389,223	No	2020	0.0%	\$ -	\$ -
35	Community Center Expansion Project	 Facilities	\$ 10,000,000	No	2021	0.0%	\$ -	\$ -
36	Community Park Amphitheater & Sprayground Project	 Parks	\$ 908,245	No	2021	0.0%	\$ 6,626	\$ -
37	Town Center South Parking Project	 Transportation	\$ 737,166	No	2021	0.0%	\$ 1,942	\$ -
38	Sandy Cove Park Improvements Project	 Parks	\$ 1,377,780	No	2021	46.5%	\$ 6,796	\$ -
39	Riverwalk Phase II - Riverview Park to Meadowbrook Bridge	 Parks	\$ 1,115,358	No	2022	40.8%	\$ 4,713	\$ -
40	Kimball Creek Box Culverts Project	 Transportation	\$ 2,676,921	Yes	2023	18.7%	\$ -	\$ 234,687
41	Snoqualmie Point Park Shelter Project	 Parks	\$ 215,133	No	2023	0.0%	\$ -	\$ -
42	Town Center North Improvement Project	 Transportation	\$ 2,284,286	No	2024	0.0%	\$ 4,500	\$ -
43	SR 202 & Meadowbrook Way Channelization Project	 Transportation	\$ 1,407,000	Yes	2025	0.0%	\$ -	\$ -
44	Snoqualmie Parkway Rehabilitation Project	 Transportation	\$ 6,380,000	Yes	2022	74.5%	\$ (9,426)	\$ -
45	All-Inclusive Playground Project	 Parks	\$ 1,170,659	No	2022	79.4%	\$ 21,444	\$ 3,146
46	Town Center Improvement Project - Phase III	 Transportation	\$ 883,457	Yes	Design Only	76.6%	\$ -	\$ 133,857
47	Centennial Park Improvements Project	 Parks	\$ 647,571	No	2026 and Beyond	Not in Proposed CIP	\$ -	\$ -
48	Riverwalk Phase III - Falls Avenue Boardwalk	 Parks	\$ 7,169,663	No	2026 and Beyond	Not in Proposed CIP	\$ 10,887	\$ -
49	Railroad Park Improvements Project	 Parks	\$ 1,250,265	No	2026 and Beyond	Not in Proposed CIP	\$ 17,937	\$ -
50	Ridge Marketplace Placemaking Project	 Transportation	\$ 392,875	No	2026 and Beyond	Not in Proposed CIP	\$ 54,600	\$ -
51	Swenson Park Baseball Field Project	 Parks	\$ 558,476	No	2026 and Beyond	Not in Proposed CIP	\$ (14,788)	\$ -
52	Northern Street Culvert Project	 Transportation	\$ 3,957,414	No	2026 and Beyond	Not in Proposed CIP	\$ -	\$ -
53	Kimball Creek Village Trail Project	 Parks	\$ 1,159,767	No	2026 and Beyond	Not in Proposed CIP	\$ 8,328	\$ -
54	Riverwalk Pedestrian Bridge Project	 Parks	\$ 4,993,483	No	2026 and Beyond	Not in Proposed CIP	\$ 4,576	\$ -
55	Steller Park Baseball Field Project	 Parks	\$ 143,319	No	2026 and Beyond	Not in Proposed CIP	\$ -	\$ -
56	Jeanne Hansen Park Lights Project	 Parks	\$ 870,000	No	2026 and Beyond	Not in Proposed CIP	\$ -	\$ -

Proposed Funding Target = \$ 36,414,200
Conditional Funding Target = \$ 8,434,117
Subtotal = \$ 44,848,317

Alternative Capital Projects or Programs = \$ 21,142,833
GRAND TOTAL = \$ 65,991,150



Green Capital projects or programs recommended for inclusion in the CIP.
Yellow Capital projects or programs recommended for inclusion in the CIP conditional on uncertain grant funding or other contributions.



Capital Improvement Plan

Executive Summary

Council Goals & Objectives



- **Goal #1:** Provide an economic base that supports approved long-range city revenue goals.
 - Objective #2 (Rank #1): Bolster and leverage tourism revenues.
- **Goal #3:** Proactively maintain and sustainably replace needed city infrastructure that meets current and future goals.
 - Objective #1 (Rank #2): Establish capital spending plan.
 - Objective #3 (Rank #5): Create maintenance policies and prioritize department plans for all infrastructure categories.
- **Goal #4:** Provide and protect services, spaces, facilities, and events that enhance residents' quality of life.
 - Objective #1 (Rank #6): Maintain existing service levels.
 - Objective #3 (Rank #7): Community pool – final phase solutions.
 - Objective #4 (Rank #8): Riverwalk.

Background



JAN 2019

● **August 2018** - Council Goals & Objectives

● **February 2019** – CIP Guide and Policy Document

● **March 2019** – CIP Staff Committee Kick-Off Meeting

● **March 2019** – Internal CIP Review

● **March/April 2019** – Development of Capital Project or Program Proposals

● **May 2019** – Proposal Presentations

● **May 2019** – Staff Proposal Evaluation

● **June 2019** – Putting Together the Proposed CIP

● **July 2019** – Executive Review

TODAY

Evaluation Criteria



- **Goal and Plan Conformity:**
 - How well does the proposal connect to a Council Goal or Objective or a major planning document such as the Comprehensive Plan?
- **Net Benefit to the Community**
 - How well does the anticipated benefit of the proposal exceed its cost?
- **Distribution of the Impact**
 - How many residents, businesses, or employees will benefit from the proposal and is it equitable for subgroups affected by age, geography, or ability.
- **Legal Mandate or Liability**
 - How well does the proposal address a pending or potential legal action or a regulatory requirement?

Evaluation Criteria



- **Impact on Operations**

- Will the proposal increase or decrease operating expenditures such as maintenance or landscaping?

- **System and Asset Preservation**

- How well does the proposal address level-of-service standards or replace capital assets that have reached the end of their life span?

- **Impact on Health and Safety**

- How well does the proposal address a potential hazard?

- **Environmental Impact**

- How well does the proposal enhance the environment, such as the removal of invasive plant species, or reduce pollution such as carbon emissions?

- **Is the list of capital projects or programs recommended for inclusion in the CIP **what you would like to see** completed over the next six-year period?**
 - If not, **what project(s)** would you like to **see included in the CIP?**
 - Because this is a revenue-constrained plan, we may need to add a new revenue source or remove a project from the recommended list in order to complete the change desired.

CIP Summary



2020 to 2025 CIP Proposed Total Cost:

Proposed Funding Target*	\$36.41 M
Conditional Funding Target**	\$8.43 M
GRAND TOTAL	\$44.85 M

2020 to 2025 CIP Proposed Annual Cost:

2020	2021	2022	2023	2024	2025	TOTAL
\$7.29 M	\$15.77 M	\$9.60 M	\$5.00 M	\$3.93 M	\$3.25 M	\$44.85 M








* Capital projects or programs recommended for inclusion in the CIP.

** Capital projects or programs recommended for inclusion in the CIP conditional on uncertain grant funding or other contributions.

Highlights



- Funds important capital programs devoted to the preservation of currently-built assets.

-  Playgrounds Replacement Program
-  Trails Replacement Program
-  Sport Courts Replacement Program
-  Parks Parking Lot Resurfacing Program
-  Street Resurfacing Program
-  Sidewalk Replacement Program
-  Americans with Disabilities Act (ADA) Program











Proposed Annual Capital Program Expenditures:

2020	2021	2022	2023	2024	2025	TOTAL
\$1.64 M	\$1.61 M	\$1.72 M	\$1.92 M	\$1.67 M	\$1.98 M	\$10.53 M

Annual Average over the Life of the CIP: \$1.76 M

Highlights

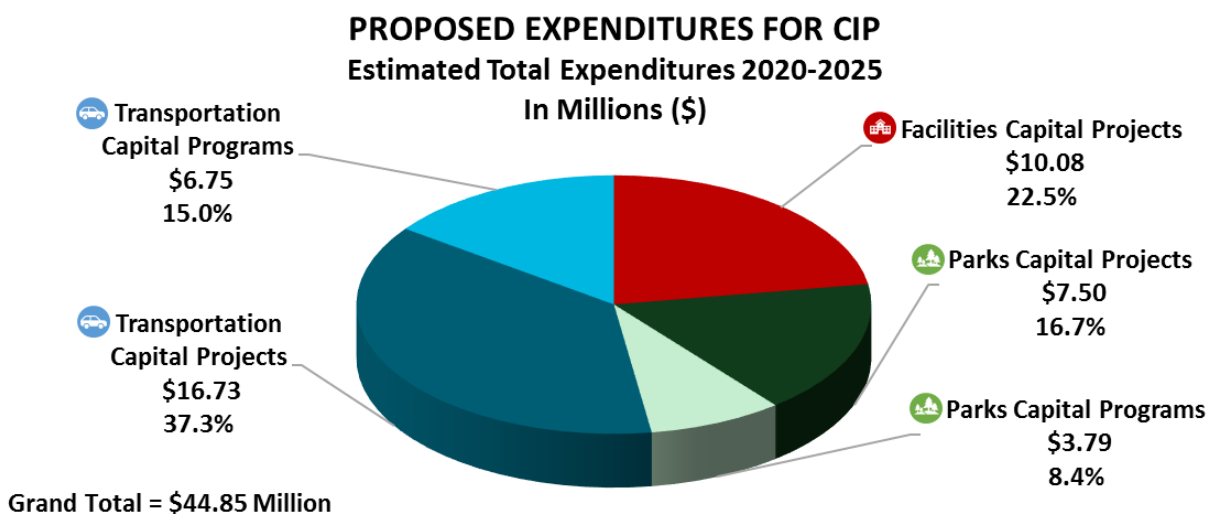


- Funds significant facility and park projects.
 -  2020 – Riverwalk Phase I – SR 202 Bridge to Sandy Cove Park
 -  2021 – Sandy Cove Park Improvements Project
 -  2021 – Community Center Expansion Project
 -  2022 – All-Inclusive Playground Project
 -  2022 – Riverwalk Phase II – Riverview Park to Meadowbrook Bridge
- Funds significant transportation projects and accounts for the impact of the SR 18 and I-90 Interchange Project.
 -  2020 – Downtown Pedestrian Signals Project
 -  2022 – Snoqualmie Parkway Rehabilitation Project
 -  2023 – Kimball Creek Box Culverts Project
 -  2024 – Town Center North Improvement Project
 -  2025 – SR 202 & Meadowbrook Way Channelization Project

EXPENDITURE SUMMARY

The 2020-2025 Capital Improvement Plan (CIP) covers twenty-six capital projects or programs including two facility projects, eleven park projects or programs, and thirteen transportation projects or programs. The City of Snoqualmie has identified seven of the twenty-six as capital programs. A capital program is defined as the continuous replacement or renewal, over an extended period of time, of similar long-term assets such as streets or playground equipment. Of the nineteen capital projects incorporated into the CIP, six have been carried forward from the previous version of the CIP.

The 2020-2025 CIP includes approximately \$45 million in capital project or program expenditures. Of the \$45 million, roughly \$10 million is proposed for facilities, \$11 million is proposed for parks, and less than \$24 million is proposed for transportation. Furthermore, this plan includes less than \$11 million proposed for the preservation of currently-built assets, or roughly \$2 million annually, through the establishment of capital programs.



The following summary estimates the amount and timing of capital project or program expenditures annually.

CIP EXPENDITURE SUMMARY							
Estimated Annual Expenditures 2020-2025							
	2020	2021	2022	2023	2024	2025	Total by Category
Facilities	\$ 82,500	\$ 10,000,000	\$ -	\$ -	\$ -	\$ -	\$ 10,082,500
Parks	\$ 2,892,894	\$ 3,442,922	\$ 2,692,752	\$ 1,049,062	\$ 473,968	\$ 737,593	\$ 11,289,190
Transportation	\$ 4,313,998	\$ 2,328,776	\$ 6,904,219	\$ 3,955,770	\$ 3,460,669	\$ 2,513,195	\$ 23,476,627
Annual Total =	\$ 7,289,392	\$ 15,771,698	\$ 9,596,971	\$ 5,004,832	\$ 3,934,637	\$ 3,250,788	\$ 44,848,317

All proposed capital project or program costs in this plan are inflated to year-of-expenditure dollars using an inflation rate increase of 5% per year.

Contingency

Contingencies are built into many capital projects or programs to protect against unanticipated cost increases. The amount of contingency set aside is based on a percentage of three cost estimates: design, construction, and construction management. Some capital projects do not require a contingency. This is likely because it is the responsibility of a partner agency to cover any cost overruns that eventuate. Given the potential number of risks that could result in higher than anticipated costs, contingencies help to safeguard the City's financial condition in an uncertain planning environment.




Of the \$45 million in capital project or program expenditures, the City of Snoqualmie will set aside nearly \$4 million for contingency in case of higher than anticipated costs. This is roughly equivalent to 9% of the total CIP.

Operating Impact



























Consistent with best practices in financial planning, the 2020-2025 CIP contemplates the operating impact of capital projects and programs. Once Council commits to a project or program with a known operating implication, such as staff time or maintenance, a level of obligation is created within the operating budget.

The City of Snoqualmie, based on all the capital projects or programs, will likely need to appropriate approximately \$83 thousand more over the six-year period to maintain the condition of current and new capital assets as formulated in the CIP. Some capital projects and programs will necessitate additional staff time and maintenance, whereas others may reduce the amount of staff time and maintenance required. The following summary estimates the amount and timing of the anticipated appropriation needed for additional maintenance annually.

OPERATING IMPACT SUMMARY
Estimated Annual Operating Budget Required 2020-2025

	2020	2021	2022	2023	2024	2025	Total by Category
 Facilities	\$ -	\$ -	\$ -	\$ -	\$ -	\$ -	\$ -
 Parks	\$ 11,375	\$ 25,541	\$ 54,057	\$ 55,650	\$ 57,320	\$ 59,039	\$ 262,983
 Transportation	\$ (6,480)	\$ (6,123)	\$ (19,118)	\$ (44,122)	\$ (47,114)	\$ (57,395)	\$ (180,352)
<i>Annual Total =</i>	<i>\$ 4,895</i>	<i>\$ 19,418</i>	<i>\$ 34,940</i>	<i>\$ 11,528</i>	<i>\$ 10,205</i>	<i>\$ 1,644</i>	<i>\$ 82,631</i>

2020-2025 Capital Improvement Plan
Annual Expenditure Summary

	2020	2021	2022	2023	2024	2025	TOTAL
Capital Projects							
 Riverfront Land Acquisitions & Demolitions	\$ 200,000	\$ 60,000	\$ -	\$ 60,000	\$ -	\$ -	\$ 320,000
 Riverwalk Phase I - SR 202 Bridge to Sandy Cove Park	\$ 1,806,620	\$ 588,060	\$ -	\$ -	\$ -	\$ -	\$ 2,394,680
 City Hall Annex Project	\$ 82,500	\$ -	\$ -	\$ -	\$ -	\$ -	\$ 82,500
 SR 202 & River Street Pedestrian Signal Project	\$ 488,883	\$ -	\$ -	\$ -	\$ -	\$ -	\$ 488,883
 Downtown Pedestrian Signals Project	\$ 1,049,266	\$ -	\$ -	\$ -	\$ -	\$ -	\$ 1,049,266
 Newton Street Sidewalk Addition Project	\$ 435,083	\$ -	\$ -	\$ -	\$ -	\$ -	\$ 435,083
 Kinsey Street Sidewalk Replacement Project	\$ 389,223	\$ -	\$ -	\$ -	\$ -	\$ -	\$ 389,223
 Community Center Expansion Project	\$ -	\$ 10,000,000	\$ -	\$ -	\$ -	\$ -	\$ 10,000,000
 Community Park Amphitheater & Sprayground Project	\$ 56,500	\$ 851,745	\$ -	\$ -	\$ -	\$ -	\$ 908,245
 Town Center South Parking Project	\$ 78,982	\$ 658,184	\$ -	\$ -	\$ -	\$ -	\$ 737,166
 Sandy Cove Park Improvement Project	\$ 181,500	\$ 1,196,280	\$ -	\$ -	\$ -	\$ -	\$ 1,377,780
 Riverwalk Phase II - Riverview Park to Meadowbrook Bridge	\$ -	\$ 177,521	\$ 937,837	\$ -	\$ -	\$ -	\$ 1,115,358
 Kimball Creek Box Culverts Project	\$ -	\$ -	\$ 19,242	\$ 2,657,679	\$ -	\$ -	\$ 2,676,921
 Snoqualmie Point Park Shelter Project	\$ -	\$ -	\$ -	\$ 215,133	\$ -	\$ -	\$ 215,133
 Town Center North Improvement Project	\$ -	\$ -	\$ -	\$ 148,571	\$ 2,135,714	\$ -	\$ 2,284,286
 SR 202 & Meadowbrook Way Channelization Project	\$ -	\$ -	\$ -	\$ -	\$ 132,000	\$ 1,275,000	\$ 1,407,000
 Snoqualmie Parkway Rehabilitation Project	\$ -	\$ 602,835	\$ 5,777,165	\$ -	\$ -	\$ -	\$ 6,380,000
 All-Inclusive Playground Project	\$ -	\$ 23,159	\$ 1,147,500	\$ -	\$ -	\$ -	\$ 1,170,659
 Town Center Improvement Project - Phase III	\$ 883,457	\$ -	\$ -	\$ -	\$ -	\$ -	\$ 883,457
Subtotal =	\$ 5,652,015	\$ 14,157,784	\$ 7,881,743	\$ 3,081,383	\$ 2,267,714	\$ 1,275,000	\$ 34,315,640
Capital Programs							
 Street Resurfacing Program	\$ 678,674	\$ 698,693	\$ 719,323	\$ 740,584	\$ 762,496	\$ 785,081	\$ 4,384,850
 Sidewalk Replacement Program	\$ 310,429	\$ 326,768	\$ 343,966	\$ 362,069	\$ 381,126	\$ 401,185	\$ 2,125,543
 Americans with Disabilities Act (ADA) Program	\$ -	\$ 42,297	\$ 44,523	\$ 46,866	\$ 49,333	\$ 51,930	\$ 234,949
 Playgrounds Replacement Program	\$ 438,358	\$ 284,200	\$ 321,706	\$ 547,948	\$ 246,508	\$ 351,334	\$ 2,190,054
 Trails Replacement Program	\$ 171,056	\$ 180,059	\$ 189,536	\$ 199,511	\$ 210,012	\$ 221,065	\$ 1,171,238
 Sport Courts Replacement Program	\$ 38,860	\$ -	\$ 9,966	\$ 26,469	\$ 17,448	\$ 64,646	\$ 157,388
 Parks Parking Lot Resurfacing Program	\$ -	\$ 81,898	\$ 86,208	\$ -	\$ -	\$ 100,549	\$ 268,654
Subtotal =	\$ 1,637,377	\$ 1,613,914	\$ 1,715,227	\$ 1,923,448	\$ 1,666,923	\$ 1,975,788	\$ 10,532,677
Total Expenditures =	\$ 7,289,392	\$ 15,771,698	\$ 9,596,971	\$ 5,004,832	\$ 3,934,637	\$ 3,250,788	\$ 44,848,317

2020

In 2020, the City of Snoqualmie will ambitiously commence several capital projects with design and engineering work and complete a significant project connecting Snoqualmie Falls to Downtown Snoqualmie. A highlight of this construction schedule is the commitment to safety through several sidewalk and pedestrian signal projects. In addition, the City will continue, throughout the year, to proactively maintain and replace infrastructure important to the community.

Capital Projects












In 2020, design work will commence on the **Sandy Cove Park Improvement Project** which will add trail connections, entrance improvements, and a small event venue to the park. In addition, the City will begin designing the **Town Center Improvement Project Phase 3** and **Town Center Parking Improvements Project** with the goal of improving mobility along Railroad Avenue (State Route 202) between Northern Street and the State Route 202 Bridge as well as the availability of downtown parking. The City will also design the **Community Park Amphitheater and Sprayground Project** which will create a focal point for the community, especially during the warm summer months and better tie Community Park to the businesses along Center Boulevard SE.

In 2020, the City will begin construction on phase one of the **Riverwalk Project** producing one mile of trail from the State Route 202 and Snoqualmie Parkway intersection to Sandy Cove Park. Moreover, this phase will install boardwalks, wetland crossings, and restore native vegetation along the riverside. Simultaneously, the City will continue its **Riverfront Land Acquisitions and Demolitions Project**, acquiring the land necessary to complete the Riverwalk Project. The City will also complete the **Newton Street Sidewalk Addition Project**, which will be paired with construction of the Railroad Place, Newton Street, and Delta Street Project as formulated in the 2017-2022 Utilities CIP, and the replacement of a structurally failed sidewalk through the **Kinsey Street Sidewalk Replacement Project**. Two projects, the **SR 202 and River Street Pedestrian Signal Project** and the **Downtown Pedestrian Signals Project** will install three pedestrian activated signals to Downtown Snoqualmie. Lastly, the City will renovate the former Snoqualmie Library through the **City Hall Annex Project** ensuring that it will continue to serve as a community meeting space for some time to come.






Capital Programs

In 2020, the City intends to replace playgrounds at Cascade Park, Eagle Park, and Silent Creek Park, replace the sports court at Crestview Park, resurface the trail system at

2020 CAPITAL PROJECT SUMMARY

	Total Expenditures
 Sandy Cove Park Improvement Project	\$ 181,500
 Town Center Improvement Project - Phase 3	\$ 883,457
 Town Center Parking Improvements Project	\$ 78,982
 Community Park Amphitheater & Spray Park Project	\$ 56,500
 Riverwalk Project - Phase 1	\$ 1,806,620
 Riverfront Land Acquisitions & Demolitions	\$ 200,000
 Newton St. Sidewalk Addition Project	\$ 435,083
 Kinsey Street Sidewalk Replacement Project	\$ 389,223
 SR 202 & River Street Pedestrian Signal Project	\$ 488,883
 Downtown Pedestrian Signals Project	\$ 1,049,266
 City Hall Annex Project	\$ 82,500
<hr/>	
Total = \$	5,652,015

2020 CAPITAL PROGRAM SUMMARY

	Total Expenditures
 Playgrounds Replacement Program	\$ 438,358
 Sport Courts Replacement Program	\$ 38,860
 Trails Replacement Program	\$ 171,056
 Street Resurfacing Program	\$ 678,674
 Sidewalk Replacement Program	\$ 310,429
<hr/>	
Total = \$	1,637,377

Centennial Park and Meadowbrook Farm, and continue with the resurfacing of streets and the removal and replacement of potential sidewalk hazards in various locations.










2021

In 2021, following the amount of design work accomplished in 2020, the City of Snoqualmie will embark on a bold construction schedule with the goal of finishing projects prior to commencement of the Interstate 90 and State Route 18 interchange project led by the Washington State Department of Transportation (WSDOT).

Capital Projects

2021 CAPITAL PROJECT SUMMARY

In 2021, the City will design the **All-Inclusive Playground Project** which will replace an older playground at Centennial Park with equipment able to serve children of all abilities. This project would provide a fully-fenced, secure space for children, play structures and ramps that are

	Total Expenditures
 All-Inclusive Playground Project	\$ 23,159
 Riverwalk Project - Phase 2	\$ 177,521
 Snoqualmie Parkway Rehabilitation Project	\$ 602,835
 Riverwalk Project - Phase 1	\$ 588,060
 Sandy Cove Park Improvement Project	\$ 1,196,280
 Riverfront Land Acquisitions & Demolitions	\$ 60,000
 Town Center Parking Improvements Project	\$ 658,184
 Community Center Expansion Project	\$ 10,000,000
 Community Park Amphitheater & Spray Park Project	\$ 851,745
Total = \$	14,157,784

wheelchair accessible, and a smooth padded surface. Furthermore, the City will complete design work on phase 2 of the **Riverwalk Project** which will provide a trail connection from Riverview Park to the Meadowbrook Bridge and complete a design necessary to rehabilitate the Snoqualmie Parkway through the **Snoqualmie Parkway Rehabilitation Project** in the following year.







The amount of construction scheduled for 2021 is considerable. The City will complete phase one of the **Riverwalk Project** which constructs trail and environmental improvements between the Snoqualmie Parkway and Sandy Cove Park. Concurrently, the **Sandy Cove Park Improvement Project** will add trail connections, entrance improvements, and a small event venue while the **Riverfront Land Acquisitions and Demolitions Project** will continue to acquire land along the Snoqualmie River. Similarly, the City will also complete the **Town Center Parking Improvements Project** increasing the availability of parking downtown.

Moreover in 2021, the City will contribute funding to the **expansion of the Community Center**. Led by the YMCA, the expanded center will include a new aquatics center, an enlarged cardio center, improved locker rooms, additional meeting facilities, and better parking. Adjacent to the Community Center, the City intends to complete the **Community Park Amphitheater and Sprayground Project** which will add a spray feature for children to enjoy during the warm summer months, as well as terraced seating and a platform for concerts.

Capital Programs

2021 CAPITAL PROGRAM SUMMARY

In 2021, the City intends to replace playgrounds at Denny Creek Park and Woody Creek Park, continue

	Total Expenditures
 Playgrounds Replacement Program	\$ 284,200
 Trails Replacement Program	\$ 180,059
 Parks Parking Lot Resurfacing Program	\$ 81,898
 Street Resurfacing Program	\$ 698,693
 Sidewalk Replacement Program	\$ 326,768
 Americans with Disabilities Act (ADA) Program	\$ 42,297
Total = \$	1,613,914

the resurfacing of trails at Centennial Park and conduct trail maintenance throughout the system, repave the parking lot at Riverview Park, continue the resurfacing of streets and removal and replacement of potential sidewalk hazards in various locations, and update the City's strategy for tackling the provisions of the American with Disabilities Act (ADA).






2022

In 2022, the heavy construction schedule will continue as the City refocuses its attention on two capital projects downtown and the Washington State Department of Transportation (WSDOT) proceeds with the construction of the Interstate 90 and State Route 18 interchange project. Simultaneously, the City hopes to begin a sizeable repaving project meant to rehabilitate a critical asset to the community.

Capital Projects

2022 CAPITAL PROJECT SUMMARY

In 2022, the City will update a design for the **Kimball Creek Box Culverts Project** which will replace two structurally deficient bridge crossings on Meadowbrook Way.

	Kimball Creek Box Culverts Project
	All-Inclusive Playground Project
	Riverwalk Project - Phase 2
	I-90 & SR 18 Interchange Project
	Snoqualmie Parkway Rehabilitation Project

Total Expenditures

\$	19,242
\$	1,147,500
\$	937,837
	WSDOT Funded
\$	5,777,165

Total = \$ 7,881,743








Moreover in 2022, the City will begin construction on the **All-Inclusive Playground Project** which will replace an older playground at Centennial Park with equipment able to serve children of all abilities. North and west of the All-Inclusive Playground Project, the City will construct phase 2 of the **Riverwalk Project** along Park Street between Riverview Park and Meadowbrook Bridge. This project includes a new trail that will add to the overall system and construct historic and passive recreational amenities accessible to residents and visitors alike.

With the growth of Snoqualmie, surrounding communities, and the Port of Tacoma, the **Interstate 90 and State Route 18 interchange** has become one of the busiest in the state. To better serve residents, freight haulers, and cross state travelers, WSDOT will tentatively begin construction on a new interchange converting the current configuration into a "divergent diamond". A diverging diamond interchange, according to WSDOT, will reduce the number of traffic light phases and conflict points between vehicles resulting in quicker travel through the interchange. Concurrent with this WSDOT project, the City intends to rehabilitate the Snoqualmie Parkway through the **Snoqualmie Parkway Rehabilitation Project** with the aim of leveraging state dollars to improve the condition of this critical asset to the community.

Capital Programs

2022 CAPITAL PROGRAM SUMMARY

In 2022, the City intends to replace playgrounds at Cottonwood Park and Swenson Park, resurface the tennis court at Jeanne Hansen Park, conduct trail maintenance throughout the

	Playgrounds Replacement Program
	Trails Replacement Program
	Sport Courts Replacement Program
	Parks Parking Lot Resurfacing Program
	Street Resurfacing Program
	Sidewalk Replacement Program
	Americans with Disabilities Act (ADA) Program

Total Expenditures

\$	321,706
\$	189,536
\$	9,966
\$	86,208
\$	719,323
\$	343,966
\$	44,523

Total = \$ 1,715,227

system, repave the parking lot at Fisher Creek Park, continue the resurfacing of streets and removal and replacement of potential sidewalk hazards in various locations, and continue with the construction of Americans with Disabilities Act (ADA) sidewalk ramps and other related transportation improvements at locations where necessary.






2023

In 2023, the Washington State Department of Transportation (WSDOT) will complete the Interstate 90 and State Route 18 interchange project. While the City's construction schedule of major projects will slow down, the City will continue, throughout the year, to proactively maintain and replace infrastructure.

Capital Projects

2023 CAPITAL PROJECT SUMMARY

In 2023, following the completion of the Interstate 90 and State Route 18 interchange project, the City plans to replace two structurally deficient bridge crossings through the

	Kimball Creek Box Culverts Project
	Riverfront Land Acquisitions & Demolitions
	Snoqualmie Point Park Shelter Project
	Town Center North Improvement Project
	I-90 & SR 18 Interchange Project

Total Expenditures

\$	2,657,679
\$	60,000
\$	215,133
\$	148,571
	WSDOT Funded







Total = \$ 3,081,383

Kimball Creek Box Culverts Project on Meadowbrook Way SE. In addition, the City will complete the **Snoqualmie Point Park Shelter Project** which will restore the viewing shelter at Snoqualmie Point Park and begin design work on the **Town Center North Improvement Project**, which will rehabilitate the parking lot between SE Fir Street and SE Northern Street, add a crosswalk and pedestrian signal to State Route 202, potential traffic calming measures, and gateway signage leading into Downtown Snoqualmie.

Capital Programs

2023 CAPITAL PROGRAM SUMMARY

In 2023, the City intends to replace the playground and basketball court at Riverview Park, improve the trail at Ironwood Park and restore the pedestrian bridge at Meadowbrook Farm, continue the

	Playgrounds Replacement Program
	Trails Replacement Program
	Sport Courts Replacement Program
	Street Resurfacing Program
	Sidewalk Replacement Program
	Americans with Disabilities Act (ADA) Program

Total Expenditures

\$	547,948
\$	199,511
\$	26,469
\$	740,584
\$	362,069
\$	46,866

Total = \$ 1,923,448

resurfacing of streets and removal and replacement of potential sidewalk hazards in various locations, and continue with the construction of Americans with Disabilities Act (ADA) sidewalk ramps and other related transportation improvements at locations where necessary.

2024

In 2024, the City of Snoqualmie will complete the rehabilitation of a parking lot and other mobility and safety measures important to Downtown Snoqualmie at the same time as it gears up for the construction of a significant safety project at the Meadowbrook Way SE and State Route 202 intersection.

Capital Projects

2024 CAPITAL PROJECT SUMMARY

In 2024, the City will complete the **Town Center North Improvement Project** that rehabilitates

the parking lot between SE Fir Street and Northern Street and addresses mobility and safety concerns at the Northern Street and State Route 202 intersection. In addition, the City will begin design work on the **SR 202 and Meadowbrook Way Channelization Project** which will separate certain flows of traffic with the addition of turning lanes and other measures. The goal is to reduce the potential for collision at an intersection where vehicles typically move at lower speeds to enter or exit State Route 202.



SR 202 & Meadowbrook Way Channelization Project



Town Center North Improvement Project

Total Expenditures

\$ 132,000

\$ 2,135,714

Total = \$ 2,267,714

Capital Programs

2024 CAPITAL PROGRAM SUMMARY

In 2024, the City intends to replace the playground at Chanticleer Park, resurface the basketball court at Steller Park, conduct trail maintenance throughout the system, continue the resurfacing of streets and removal and replacement of potential sidewalk hazards in various locations, and continue with the construction of Americans with Disabilities Act (ADA) sidewalk ramps and other related transportation improvements throughout Snoqualmie.



Playgrounds Replacement Program



Trails Replacement Program



Sport Courts Replacement Program



Street Resurfacing Program



Sidewalk Replacement Program



Americans with Disabilities Act (ADA) Program

Total Expenditures

\$ 246,508

\$ 210,012

\$ 17,448

\$ 762,496

\$ 381,126

\$ 49,333

Total = \$ 1,666,923

2025

2025 CAPITAL PROJECT SUMMARY

In 2025, the City of Snoqualmie will complete a significant safety improvement at the intersection of State Route 202 and Meadowbrook Way SE through the **SR 202 and Meadowbrook Way Channelization Project**. Consistent with previous years, the City will continue to proactively maintain and replace critical infrastructure important to the community.



SR 202 & Meadowbrook Way Channelization Project

Total Expenditures

\$ 1,275,000

Total = \$ 1,275,000

Capital Programs

2025 CAPITAL PROGRAM SUMMARY

In 2025, the City intends to replace the playground at Hoff Park, resurface the basketball court at Swenson Park, complete the resurfacing of trails at



Playgrounds Replacement Program



Trails Replacement Program



Sport Courts Replacement Program



Parks Parking Lot Resurfacing Program



Street Resurfacing Program



Sidewalk Replacement Program



Americans with Disabilities Act (ADA) Program

Total Expenditures

\$ 351,334

\$ 221,065

\$ 64,646

\$ 100,549

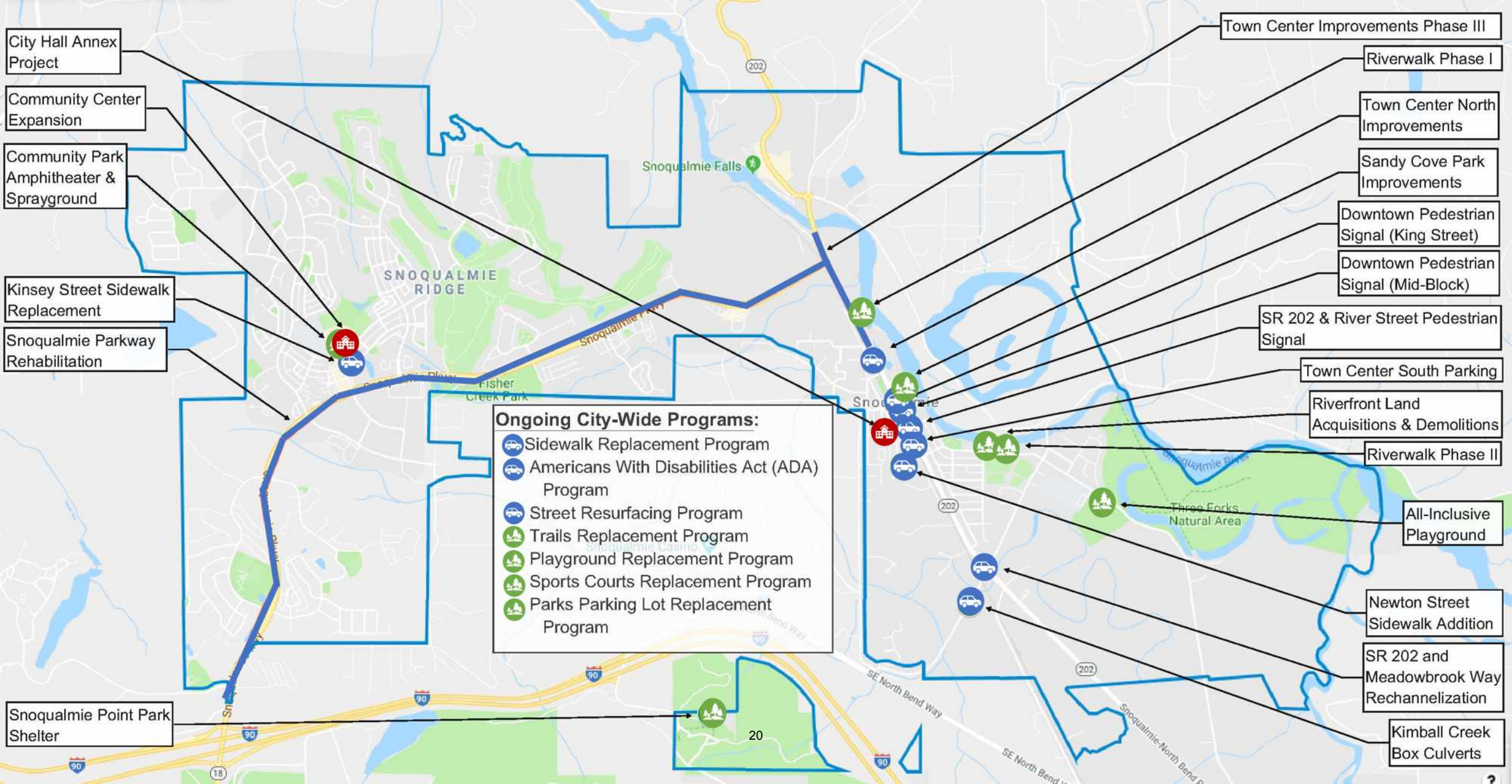
\$ 785,081

\$ 401,185

\$ 51,930

Total = \$ 1,975,788

Centennial Park, repave a portion of the parking lot at Jeanne Hansen Park, continue the resurfacing of streets and removal and replacement of potential sidewalk hazards in various locations, and continue with the construction of Americans with Disabilities Act (ADA) improvements throughout Snoqualmie.



City of Snoqualmie: 2020 to 2025 Capital Improvement Plan



TRANSPORTATION CAPITAL PROJECT OR PROGRAM STREET RESURFACING PROGRAM

CIP Project ID: TRN20001CIP
Department: Transportation
Project Status: Other
Project Location: Multiple Locations
Project Contact: Brian Krause

Previously Spent: \$0
Current Project Budget: \$4,384,850
Original Budget at CIP Inception: \$4,384,850
Years Project in CIP: 0
Contact Email: bkrause@ci.snoqualmie.wa.us

Description:

Streets and alleys deteriorate as they age. Consequently, the goal of this program is to rehabilitate City streets and alleys in a comprehensive and systematic way before they require extensive reconstruction. The City of Snoqualmie intends to resurface streets based on their pavement condition score and use the most appropriate street treatment (slurry seal, chip seal, microsurfacing, asphalt overlay, etc.) in any given situation.

Photo or Map:



Community Impact:

The intent of this program is to preserve the condition of streets and alleys consistent with City of Snoqualmie standards. The ongoing resurfacing of streets will help to maintain even traffic circulation and reduce the long-term cost of major reconstruction by extending the life of the City's transportation system.

Operating Impact:

Staff believes that the ongoing provision of this program will reduce the amount of time necessary to maintain streets by approximately 10%. Furthermore, this program will likely reduce the amount of supplies needed annually to pothole patch and crack seal streets.

Budget:

Project Activities	% of Budg.	Total Activity Budget	Previously Spent	2020	2021	2022	2023	2024	2025
Pre Design	0%	\$ -	\$ -	\$ -	\$ -	\$ -	\$ -	\$ -	\$ -
Design	4%	\$ 160,900	\$ -	\$ 25,000	\$ 25,700	\$ 26,420	\$ 27,159	\$ 27,920	\$ 28,702
Construction	73%	\$ 3,218,006	\$ -	\$ 500,000	\$ 514,000	\$ 528,392	\$ 543,187	\$ 558,396	\$ 574,031
Const. Manage	7%	\$ 321,801	\$ -	\$ 50,000	\$ 51,400	\$ 52,839	\$ 54,319	\$ 55,840	\$ 57,403
Contingency	8%	\$ 370,071	\$ -	\$ 57,500	\$ 59,110	\$ 60,765	\$ 62,467	\$ 64,216	\$ 66,014
Art	0%	\$ -	\$ -	\$ -	\$ -	\$ -	\$ -	\$ -	\$ -
Other	7%	\$ 314,072	\$ -	\$ 46,174	\$ 48,483	\$ 50,907	\$ 53,452	\$ 56,125	\$ 58,931
TOTAL	100%	\$ 4,384,850	\$ -	\$ 678,674	\$ 698,693	\$ 719,323	\$ 740,584	\$ 762,496	\$ 785,081
Operating		\$ (127,384)		\$ (13,320)	\$ (14,685)	\$ (17,000)	\$ (20,664)	\$ (26,373)	\$ (35,342)

TOTAL PROJECT BUDGET: \$4,384,850

TOTAL OPERATING BUDGET: -\$127,384

Anticipated Funding Mix:

Source	Total Sources	Previously Allocated	2020	2021	2022	2023	2024	2025
City of Snoqualmie	\$ 4,384,850	\$ -	\$ 678,674	\$ 698,693	\$ 719,323	\$ 740,584	\$ 762,496	\$ 785,081
TOTAL	\$ 4,384,850	\$ -	\$ 678,674	\$ 698,693	\$ 719,323	\$ 740,584	\$ 762,496	\$ 785,081

Fiscal

Notes:

TOTAL FUNDING SOURCES: \$4,384,850

FUTURE FUNDING REQUIREMENTS: \$0

City of Snoqualmie: 2020 to 2025 Capital Improvement Plan



TRANSPORTATION CAPITAL PROJECT OR PROGRAM

SIDEWALK REPLACEMENT PROGRAM

CIP Project ID: TRN20002CIP
Department: Transportation
Project Status: Other
Project Location: Multiple Locations
Project Contact: Jeff Hamlin

Previously Spent: \$0
Current Project Budget: \$2,125,543
Original Budget at CIP Inception: \$2,125,543
Years Project in CIP: 0
Contact Email: jhamlin@ci.snoqualmie.wa.us

Description:

Sidewalks deteriorate as they age. Consequently, this program funds the community outreach, design, and replacement of sidewalks in neighborhoods throughout the City of Snoqualmie. Neighborhood sidewalks are pedestrian facilities that connect residents to important destinations. The City of Snoqualmie intends to replace sidewalks based on a score that prioritizes safety and access to facilities such as parks and schools.

Photo or Map:



Community Impact:

The intent of this program is to preserve the condition of sidewalks consistent with City of Snoqualmie standards. The ongoing replacement of sidewalks will help to maintain a safe and efficient mode of transportation that contributes to the livability of neighborhoods and supports vital economy activity.

Operating Impact:

Staff believes that the ongoing provision of this program will reduce the amount of time necessary to maintain sidewalks annually by approximately 5%. Furthermore, this program will likely reduce the amount of supplies needed annually to maintain sidewalks.

Budget:

Project Activities	% of Budg.	Total Activity Budget	Previously Spent	2020	2021	2022	2023	2024	2025
Pre Design	0%	\$ -	\$ -	\$ -	\$ -	\$ -	\$ -	\$ -	\$ -
Design	8%	\$ 174,642	\$ -	\$ 25,506	\$ 26,848	\$ 28,261	\$ 29,749	\$ 31,315	\$ 32,963
Construction	68%	\$ 1,455,353	\$ -	\$ 212,550	\$ 223,737	\$ 235,512	\$ 247,908	\$ 260,956	\$ 274,690
Const. Manage	10%	\$ 218,303	\$ -	\$ 31,883	\$ 33,561	\$ 35,327	\$ 37,186	\$ 39,143	\$ 41,204
Contingency	13%	\$ 277,245	\$ -	\$ 40,491	\$ 42,622	\$ 44,865	\$ 47,226	\$ 49,712	\$ 52,328
Art	0%	\$ -	\$ -	\$ -	\$ -	\$ -	\$ -	\$ -	\$ -
Other	0%	\$ -	\$ -	\$ -	\$ -	\$ -	\$ -	\$ -	\$ -
TOTAL	100%	\$ 2,125,543	\$ -	\$ 310,429	\$ 326,768	\$ 343,966	\$ 362,069	\$ 381,126	\$ 401,185
Operating		\$ (63,692)		\$ (6,660)	\$ (7,343)	\$ (8,500)	\$ (10,332)	\$ (13,186)	\$ (17,671)

TOTAL PROJECT BUDGET: \$2,125,543

TOTAL OPERATING BUDGET: -\$63,692

Anticipated Funding Mix:

Source	Total Sources	Previously Allocated	2020	2021	2022	2023	2024	2025
City of Snoqualmie	\$ 2,125,543	\$ -	\$ 310,429	\$ 326,768	\$ 343,966	\$ 362,069	\$ 381,126	\$ 401,185
TOTAL	\$ 2,125,543	\$ -	\$ 310,429	\$ 326,768	\$ 343,966	\$ 362,069	\$ 381,126	\$ 401,185

Fiscal

Notes:

TOTAL FUNDING SOURCES: \$2,125,543

FUTURE FUNDING REQUIREMENTS: \$0

City of Snoqualmie: 2020 to 2025 Capital Improvement Plan



TRANSPORTATION CAPITAL PROJECT OR PROGRAM

AMERICANS WITH DISABILITIES ACT (ADA) PROGRAM

CIP Project ID: TRN21001CIP
Department: Transportation
Project Status: Other
Project Location: Multiple Locations
Project Contact: Brian Coleman

Previously Spent: \$0
Current Project Budget: \$234,949
Original Budget at CIP Inception: \$234,949
Years Project in CIP: 0
Contact Email: bcoleman@ci.snoqualmie.wa.us

Description:

Federal regulations require the City of Snoqualmie to comply with the American with Disabilities Act (ADA). This program will construct ADA sidewalk ramps and other transportation improvements at locations where necessary.

Photo or Map:



Community Impact:

The intent of this program is to remove barriers that hinder the mobility of residents who have a physical or mental impairment that substantially limits their pursuit of community activities.

Operating Impact:

This program does not require changes to the operating environment or budget.

Budget:

Project Activities	% of Budg.	Total Activity Budget	Previously Spent	2020	2021	2022	2023	2024	2025
Pre Design	0%	\$ -	\$ -	\$ -	\$ -	\$ -	\$ -	\$ -	\$ -
Design	7%	\$ 17,025	\$ -	\$ -	\$ 3,065	\$ 3,226	\$ 3,396	\$ 3,575	\$ 3,763
Construction	72%	\$ 170,253	\$ -	\$ -	\$ 30,650	\$ 32,263	\$ 33,961	\$ 35,749	\$ 37,630
Const. Manage	7%	\$ 17,025	\$ -	\$ -	\$ 3,065	\$ 3,226	\$ 3,396	\$ 3,575	\$ 3,763
Contingency	13%	\$ 30,646	\$ -	\$ -	\$ 5,517	\$ 5,807	\$ 6,113	\$ 6,435	\$ 6,773
Art	0%	\$ -	\$ -	\$ -	\$ -	\$ -	\$ -	\$ -	\$ -
Other	0%	\$ -	\$ -	\$ -	\$ -	\$ -	\$ -	\$ -	\$ -
TOTAL	100%	\$ 234,949	\$ -	\$ -	\$ 42,297	\$ 44,523	\$ 46,866	\$ 49,333	\$ 51,930
Operating		\$ -		\$ -	\$ -	\$ -	\$ -	\$ -	\$ -

TOTAL PROJECT BUDGET: \$234,949

TOTAL OPERATING BUDGET: \$0

Anticipated Funding Mix:

Source	Total Sources	Previously Allocated	2020	2021	2022	2023	2024	2025
City of Snoqualmie	\$ 234,949	\$ -	\$ -	\$ 42,297	\$ 44,523	\$ 46,866	\$ 49,333	\$ 51,930
TOTAL	\$ 234,949	\$ -	\$ -	\$ 42,297	\$ 44,523	\$ 46,866	\$ 49,333	\$ 51,930

Fiscal

Notes:

TOTAL FUNDING SOURCES: \$234,949

FUTURE FUNDING REQUIREMENTS: \$0

City of Snoqualmie: 2020 to 2025 Capital Improvement Plan



PARKS CAPITAL PROJECT OR PROGRAM

PLAYGROUNDS REPLACEMENT PROGRAM

CIP Project ID: PAR20001CIP
Department: Parks
Project Status: Other
Project Location: Multiple Locations
Project Contact: Brian Krause

Previously Spent: \$0
Current Project Budget: \$2,190,054
Original Budget at CIP Inception: \$2,190,054
Years Project in CIP: 0
Contact Email: bkrause@ci.snoqualmie.wa.us

Description:

This program replaces playground equipment and play surfaces annually as they age out-of-service. The City of Snoqualmie intends to replace playgrounds and play surfaces at (2020) Cascade Park, Eagle Park, Silent Creek Park, (2021) Denny Creek Park, Woody Creek Park, (2022) Cottonwood Park, Swenson Park, (2023) Riverview Park, (2024) Chanticleer Park, and (2025) Hoff Park over the next six-year period.

Photo or Map:



Community Impact:

The intent of this program is to preserve the quality and playability of playgrounds throughout the City of Snoqualmie. The City places a high priority on maintaining assets at an exceptional standard while improving the accessibility and safety of structures for our younger residents.

Operating Impact:

This program does not require changes to the operating environment or budget. Staff currently visit each park to perform inspections per federal mandate requirements which will continue with playground replacements.

Budget:

Project Activities	% of Budg.	Total Activity Budget	Previously Spent	2020	2021	2022	2023	2024	2025
Pre Design	0%	\$ -	\$ -	\$ -	\$ -	\$ -	\$ -	\$ -	\$ -
Design	0%	\$ -	\$ -	\$ -	\$ -	\$ -	\$ -	\$ -	\$ -
Construction	86%	\$ 1,892,000	\$ -	\$ 380,000	\$ 245,000	\$ 276,000	\$ 475,000	\$ 213,000	\$ 303,000
Const. Manage	0%	\$ -	\$ -	\$ -	\$ -	\$ -	\$ -	\$ -	\$ -
Contingency	13%	\$ 283,800	\$ -	\$ 57,000	\$ 36,750	\$ 41,400	\$ 71,250	\$ 31,950	\$ 45,450
Art	1%	\$ 14,254	\$ -	\$ 1,358	\$ 2,450	\$ 4,306	\$ 1,698	\$ 1,558	\$ 2,884
Other	0%	\$ -	\$ -	\$ -	\$ -	\$ -	\$ -	\$ -	\$ -
TOTAL	100%	\$ 2,190,054	\$ -	\$ 438,358	\$ 284,200	\$ 321,706	\$ 547,948	\$ 246,508	\$ 351,334
Operating		\$ -		\$ -	\$ -	\$ -	\$ -	\$ -	\$ -

TOTAL PROJECT BUDGET: \$2,190,054

TOTAL OPERATING BUDGET: \$0

Anticipated Funding Mix:

Source	Total Sources	Previously Allocated	2020	2021	2022	2023	2024	2025
City of Snoqualmie	\$ 2,190,054	\$ -	\$ 438,358	\$ 284,200	\$ 321,706	\$ 547,948	\$ 246,508	\$ 351,334
TOTAL	\$ 2,190,054	\$ -	\$ 438,358	\$ 284,200	\$ 321,706	\$ 547,948	\$ 246,508	\$ 351,334

Fiscal **TOTAL FUNDING SOURCES:** \$2,190,054

Notes: **FUTURE FUNDING REQUIREMENTS:** \$0

City of Snoqualmie: 2020 to 2025 Capital Improvement Plan



PARKS CAPITAL PROJECT OR PROGRAM

TRAILS REPLACEMENT PROGRAM

CIP Project ID: PAR20002CIP
Department: Parks
Project Status: Other
Project Location: Multiple Locations
Project Contact: Brian Krause

Previously Spent: \$0
Current Project Budget: \$1,171,238
Original Budget at CIP Inception: \$1,171,238
Contact Email: bkrause@ci.snoqualmie.wa.us

Years Project in CIP:

Description:

This program is responsible for preserving the City of Snoqualmie's trail system. The City intends to resurface the paved trail system at Centennial Park, improve the trails at Ironwood Park, and replace some of the trails and boardwalks that encircle Meadowbrook Farm. In addition, the City will conduct trail maintenance and replace related assets such as signage throughout the trail system where needed.

Photo or Map:



Community Impact:

The intent of this program is to replace and improve the network of community trails that add to the City's quality-of-life by allowing residents and visitors the opportunity to explore a serene natural environment.

Operating Impact:

This program does not require changes to the operating environment or budget.

Budget:

Project Activities	% of Budg.	Total Activity Budget	Previously Spent	2020	2021	2022	2023	2024	2025
Pre Design	0%	\$ -	\$ -	\$ -	\$ -	\$ -	\$ -	\$ -	\$ -
Design	8%	\$ 95,579	\$ -	\$ 13,959	\$ 14,694	\$ 15,467	\$ 16,281	\$ 17,138	\$ 18,040
Construction	68%	\$ 796,490	\$ -	\$ 116,325	\$ 122,447	\$ 128,892	\$ 135,676	\$ 142,817	\$ 150,333
Const. Manage	10%	\$ 119,473	\$ -	\$ 17,449	\$ 18,367	\$ 19,334	\$ 20,351	\$ 21,422	\$ 22,550
Contingency	13%	\$ 151,731	\$ -	\$ 22,160	\$ 23,326	\$ 24,554	\$ 25,846	\$ 27,207	\$ 28,638
Art	1%	\$ 7,965	\$ -	\$ 1,163	\$ 1,224	\$ 1,289	\$ 1,357	\$ 1,428	\$ 1,503
Other	0%	\$ -	\$ -	\$ -	\$ -	\$ -	\$ -	\$ -	\$ -
TOTAL	100%	\$ 1,171,238	\$ -	\$ 171,056	\$ 180,059	\$ 189,536	\$ 199,511	\$ 210,012	\$ 221,065
Operating		\$ -		\$ -	\$ -	\$ -	\$ -	\$ -	\$ -

TOTAL PROJECT BUDGET: \$1,171,238

TOTAL OPERATING BUDGET: \$0

Anticipated Funding Mix:

Source	Total Sources	Previously Allocated	2020	2021	2022	2023	2024	2025
City of Snoqualmie	\$ 1,171,238	\$ -	\$ 171,056	\$ 180,059	\$ 189,536	\$ 199,511	\$ 210,012	\$ 221,065
TOTAL	\$ 1,171,238	\$ -	\$ 171,056	\$ 180,059	\$ 189,536	\$ 199,511	\$ 210,012	\$ 221,065

Fiscal **TOTAL FUNDING SOURCES:** \$1,171,238

Notes: **FUTURE FUNDING REQUIREMENTS:** \$0

City of Snoqualmie: 2020 to 2025 Capital Improvement Plan



PARKS CAPITAL PROJECT OR PROGRAM

SPORT COURTS REPLACEMENT PROGRAM

CIP Project ID:	PAR20003CIP	Previously Spent:	\$0
Department:	Parks	Current Project Budget:	\$157,388
Project Status:	Other	Original Budget at CIP Inception:	\$157,388
Project Location:	Multiple Locations	Years Project in CIP:	0
Project Contact:	Brian Krause	Contact Email:	bkrause@ci.snoqualmie.wa.us

Description:

This program is responsible for ensuring that all City of Snoqualmie owned sport courts are maintained and resurfaced cost-effectively at the proper time. In addition, the City will replace any curbs, sidewalks, and non-compliant ramps adjacent to a sports court when resurfacing. The City intends to resurface sport courts at (2020) Crestview Park, (2022) Jeanne Hansen Park, (2023) Riverview Park, (2024) Steller Park, (2025) Swenson Park, and Community Park.

Community Impact:

The intent of this program is to preserve the playability of all sport courts throughout the City of Snoqualmie. The funding of this program will help to extend the life of existing sport courts, thus increasing their availability and accessibility to the general public.

Photo or Map:



Operating Impact:

This program does not require changes to the operating environment or budget. Staff currently visit each sport court to empty trash cans, sweep if necessary, and power wash the sport courts.

Budget:

Project Activities	% of Budg.	Total Activity Budget	Previously Spent	2020	2021	2022	2023	2024	2025
Pre Design	0%	\$ -	\$ -	\$ -	\$ -	\$ -	\$ -	\$ -	\$ -
Design	0%	\$ -	\$ -	\$ -	\$ -	\$ -	\$ -	\$ -	\$ -
Construction	86%	\$ 135,680	\$ -	\$ 33,500	\$ -	\$ 8,591	\$ 22,819	\$ 15,041	\$ 55,729
Const. Manage	0%	\$ -	\$ -	\$ -	\$ -	\$ -	\$ -	\$ -	\$ -
Contingency	13%	\$ 20,352	\$ -	\$ 5,025	\$ -	\$ 1,289	\$ 3,423	\$ 2,256	\$ 8,359
Art	1%	\$ 1,357	\$ -	\$ 335	\$ -	\$ 86	\$ 228	\$ 150	\$ 557
Other	0%	\$ -	\$ -	\$ -	\$ -	\$ -	\$ -	\$ -	\$ -
TOTAL	100%	\$ 157,388	\$ -	\$ 38,860	\$ -	\$ 9,966	\$ 26,469	\$ 17,448	\$ 64,646
Operating		\$ -		\$ -	\$ -	\$ -	\$ -	\$ -	\$ -

TOTAL PROJECT BUDGET: \$157,388

TOTAL OPERATING BUDGET: \$0

Anticipated Funding Mix:

Source	Total Sources	Previously Allocated	2020	2021	2022	2023	2024	2025
City of Snoqualmie	\$ 157,388	\$ -	\$ 38,860	\$ -	\$ 9,966	\$ 26,469	\$ 17,448	\$ 64,646
TOTAL	\$ 157,388	\$ -	\$ 38,860	\$ -	\$ 9,966	\$ 26,469	\$ 17,448	\$ 64,646

Fiscal **TOTAL FUNDING SOURCES:** \$157,388

Notes: **FUTURE FUNDING REQUIREMENTS:** \$0

City of Snoqualmie: 2020 to 2025 Capital Improvement Plan



PARKS CAPITAL PROJECT OR PROGRAM

PARKS PARKING LOT RESURFACING PROGRAM

CIP Project ID: PAR21001CIP
Department: Parks
Project Status: Other
Project Location: Multiple Locations
Project Contact: Brian Krause

Previously Spent: \$0
Current Project Budget: \$268,654
Original Budget at CIP Inception: \$268,654
Years Project in CIP: 0
Contact Email: bkrause@ci.snoqualmie.wa.us


Description:

This program is responsible for ensuring that all City of Snoqualmie owned parking lots are maintained and resurfaced cost-effectively when their condition diminishes. In addition, the City will replace any curbs, sidewalks, and non-compliant ramps adjacent to a parking lot when resurfacing. The City intends to resurface all or a portion of parking lots at (2021) Riverview Park, (2022) Fisher Creek Park, and (2025) Jeanne Hansen Park.

Community Impact:

The intent of this program is to preserve the accessibility of all parks throughout the City of Snoqualmie. The funding of this program will help to extend the life of existing parking lots.

Photo or Map:



Operating Impact:

This program does not require changes to the operating environment or budget.

Budget:

Project Activities	% of Budg.	Total Activity Budget	Previously Spent	2020	2021	2022	2023	2024	2025
Pre Design	0%	\$ -	\$ -	\$ -	\$ -	\$ -	\$ -	\$ -	\$ -
Design	8%	\$ 22,074	\$ -	\$ -	\$ 6,729	\$ 7,083	\$ -	\$ -	\$ 8,261
Construction	68%	\$ 183,947	\$ -	\$ -	\$ 56,075	\$ 59,026	\$ -	\$ -	\$ 68,845
Const. Manage	10%	\$ 27,592	\$ -	\$ -	\$ 8,411	\$ 8,854	\$ -	\$ -	\$ 10,327
Contingency	13%	\$ 35,042	\$ -	\$ -	\$ 10,682	\$ 11,245	\$ -	\$ -	\$ 13,115
Art	0%	\$ -	\$ -	\$ -	\$ -	\$ -	\$ -	\$ -	\$ -
Other	0%	\$ -	\$ -	\$ -	\$ -	\$ -	\$ -	\$ -	\$ -
TOTAL	100%	\$ 268,654	\$ -	\$ -	\$ 81,898	\$ 86,208	\$ -	\$ -	\$ 100,549
Operating		\$ -		\$ -	\$ -	\$ -	\$ -	\$ -	\$ -

TOTAL PROJECT BUDGET: \$268,654

TOTAL OPERATING BUDGET: \$0

Anticipated Funding Mix:

Source	Total Sources	Previously Allocated	2020	2021	2022	2023	2024	2025
City of Snoqualmie	\$ 268,654	\$ -	\$ -	\$ 81,898	\$ 86,208	\$ -	\$ -	\$ 100,549
TOTAL	\$ 268,654	\$ -	\$ -	\$ 81,898	\$ 86,208	\$ -	\$ -	\$ 100,549

Fiscal **TOTAL FUNDING SOURCES:** \$268,654

Notes: **FUTURE FUNDING REQUIREMENTS:** \$0

City of Snoqualmie: 2020 to 2025 Capital Improvement Plan



PARKS CAPITAL PROJECT OR PROGRAM

RIVERFRONT LAND ACQUISITIONS & DEMOLITIONS

CIP Project ID: PAR20005CIP
Department: Parks
Project Status: Other
Project Location: Multiple Locations
Project Contact: Nicole Sanders

Previously Spent: \$1,078,615
Current Project Budget: \$1,398,615
Original Budget at CIP Inception: \$1,398,615
Years Project in CIP: 0
Contact Email: nsanders@ci.snoqualmie.wa.us

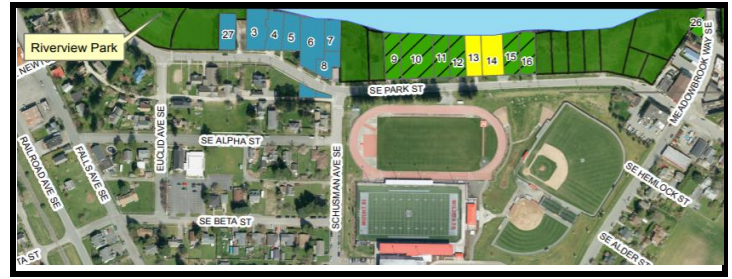
Description:

This project supports the acquisition of property along the Snoqualmie River and provides for the demolition and deconstruction of structures and other features. The property acquired and modified will eventually become a part of the Snoqualmie Riverwalk.

Community Impact:

Property and structures adjacent to the Snoqualmie River have suffered repeatedly from flood damage posing concerns for public safety officials. These structures also preclude restoration of the natural Snoqualmie River buffer. This project presents aesthetic and cultural benefits, and future restoration and trail opportunities. This project addresses Comprehensive Plan policies 3.5.2 and 7.3.5 concerning the Riverwalk plan and the removal of high-risk riverfront homes respectively.

Photo or Map:



Operating Impact:

The additional property owned by the City of Snoqualmie will add to the current landscaping work of staff resulting in future increases in the operating budget.

Budget:

Project Activities	% of Budg.	Total Activity Budget	Previously Spent	2020	2021	2022	2023	2024	2025
Pre Design	0%	\$ -	\$ -	\$ -	\$ -	\$ -	\$ -	\$ -	\$ -
Design	0%	\$ -	\$ -	\$ -	\$ -	\$ -	\$ -	\$ -	\$ -
Construction	0%	\$ -	\$ -	\$ -	\$ -	\$ -	\$ -	\$ -	\$ -
Const. Manage	0%	\$ -	\$ -	\$ -	\$ -	\$ -	\$ -	\$ -	\$ -
Contingency	0%	\$ -	\$ -	\$ -	\$ -	\$ -	\$ -	\$ -	\$ -
Art	0%	\$ -	\$ -	\$ -	\$ -	\$ -	\$ -	\$ -	\$ -
Other	100%	\$ 1,398,615	\$ 1,078,615	\$ 200,000	\$ 60,000	\$ -	\$ 60,000	\$ -	\$ -
TOTAL	100%	\$ 1,398,615	\$ 1,078,615	\$ 200,000	\$ 60,000	\$ -	\$ 60,000	\$ -	\$ -
Operating		\$ -		\$ -	\$ -	\$ -	\$ -	\$ -	\$ -

TOTAL PROJECT BUDGET: \$1,398,615

TOTAL OPERATING BUDGET: \$0

Anticipated Funding Mix:

Source	Total Sources	Previously Allocated	2020	2021	2022	2023	2024	2025
FEMA Grant	\$ 839,594	\$ 779,594	\$ 60,000	\$ -	\$ -	\$ -	\$ -	\$ -
SROF Grant	\$ 248,551	\$ 190,327	\$ 58,224	\$ -	\$ -	\$ -	\$ -	\$ -
CFT Grant	\$ 30,000	\$ -	\$ 30,000	\$ -	\$ -	\$ -	\$ -	\$ -
City of Snoqualmie	\$ 280,469	\$ 108,693	\$ 51,776	\$ 60,000	\$ -	\$ 60,000	\$ -	\$ -
TOTAL	\$ 1,398,615	\$ 1,078,615	\$ 200,000	\$ 60,000	\$ -	\$ 60,000	\$ -	\$ -

Fiscal Notes: FEMA = Federal Emergency Management Agency; SROF = Sub-Regional Opportunity Fund (King County Flood Control District); CFT = Conservation Futures Trust (King County). The amount previously spent refers only to the outflow of funds from the City; additional grant funds allocated by County.

TOTAL FUNDING SOURCES: \$1,398,615

FUTURE FUNDING REQUIREMENTS: \$0

City of Snoqualmie: 2020 to 2025 Capital Improvement Plan



PARKS CAPITAL PROJECT OR PROGRAM

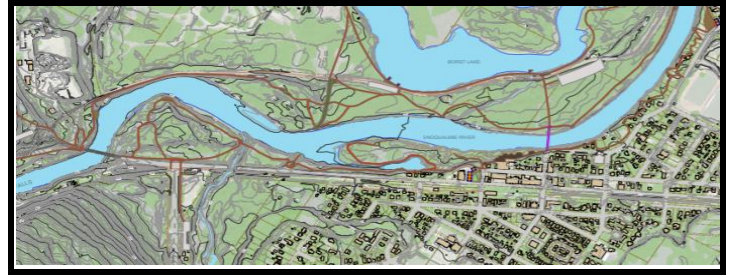
RIVERWALK PH. 1 - SR 202 BRG. TO SANDY COVE PARK

CIP Project ID:	PAR20006CIP	Previously Spent:	\$848,900
Department:	Community Development	Current Project Budget:	\$3,243,580
Project Status:	Pre-Construction	Original Budget at CIP Inception:	\$3,243,580
Project Location:	SR 202 Bridge to Sandy Cove Park	Years Project in CIP:	0
Project Contact:	Nicole Sanders	Contact Email:	nsanders@ci.snoqualmie.wa.us

Description:

This phase of the Riverwalk project will provide approximately one mile of trail from the State Route 202 and Snoqualmie Parkway intersection to Riverview Park. This phase includes boardwalk installation, wetland crossings, and riverside restoration.

Photo or Map:



Community Impact:

Phase I of the Riverwalk project will establish a trail between Downtown Snoqualmie and the Snoqualmie Parkway, result in significant environmental restoration, and support the tourism goals of the City of Snoqualmie. The new trail will critically connect Snoqualmie Falls to the historic downtown while expanding recreational opportunities for residents. This project supports City Council Goal #4, and addresses Comprehensive Plan policy 3.5.2 to establish a Riverwalk.

Operating Impact:

The additional property owned and improved by the City of Snoqualmie will add to the current landscaping, trail maintenance, and urban forestry work of staff. The time required to complete the additional work is estimated at 5 hours per week. However, increased economic activity from tourism will result in an unknown amount of offsetting revenue.

Budget:

Project Activities	% of Budg.	Total Activity Budget	Previously Spent	2020	2021	2022	2023	2024	2025
Pre Design	5%	\$ 147,212	\$ 147,212	\$ -	\$ -	\$ -	\$ -	\$ -	\$ -
Design	22%	\$ 701,688	\$ 701,688	\$ -	\$ -	\$ -	\$ -	\$ -	\$ -
Construction	59%	\$ 1,903,000	\$ -	\$ 1,417,000	\$ 486,000	\$ -	\$ -	\$ -	\$ -
Const. Manage	7%	\$ 212,500	\$ -	\$ 212,500	\$ -	\$ -	\$ -	\$ -	\$ -
Contingency	8%	\$ 260,150	\$ -	\$ 162,950	\$ 97,200	\$ -	\$ -	\$ -	\$ -
Art	1%	\$ 19,030	\$ -	\$ 14,170	\$ 4,860	\$ -	\$ -	\$ -	\$ -
Other	0%	\$ -	\$ -	\$ -	\$ -	\$ -	\$ -	\$ -	\$ -
TOTAL	100%	\$ 3,243,580	\$ 848,900	\$ 1,806,620	\$ 588,060	\$ -	\$ -	\$ -	\$ -
Operating		\$ 73,578		\$ 11,375	\$ 11,716	\$ 12,068	\$ 12,430	\$ 12,803	\$ 13,187

TOTAL PROJECT BUDGET: \$3,243,580

TOTAL OPERATING BUDGET: \$73,578

Anticipated Funding Mix:

Source	Total Sources	Previously Allocated	2020	2021	2022	2023	2024	2025
City of Snoqualmie	\$ 1,466,120	\$ 848,900	\$ 327,220	\$ 290,000	\$ -	\$ -	\$ -	\$ -
RCO Grant	\$ 293,000	\$ -	\$ -	\$ 293,000	\$ -	\$ -	\$ -	\$ -
Dept. of Commerce Grant	\$ 1,479,400	\$ -	\$ 1,479,400	\$ -	\$ -	\$ -	\$ -	\$ -
TOTAL	\$ 3,238,520	\$ 848,900	\$ 1,806,620	\$ 583,000	\$ -	\$ -	\$ -	\$ -

Fiscal RCO = Washington State Recreation and Conservation Office

TOTAL FUNDING SOURCES: \$3,238,520

Notes:

FUTURE FUNDING REQUIREMENTS: \$0

City of Snoqualmie: 2020 to 2025 Capital Improvement Plan



FACILITIES CAPITAL PROJECT OR PROGRAM

CITY HALL ANNEX PROJECT

CIP Project ID: FAC20001CIP
Department: Facilities
Project Status: Pre-Design
Project Location: 38580 SE River Street
Project Contact: Brian Krause

Previously Spent: \$0
Current Project Budget: \$82,500
Original Budget at CIP Inception: \$82,500
Years Project in CIP:
Contact Email: bkrause@ci.snoqualmie.wa.us

Project Description:

This project renovates the former Snoqualmie Library and existing community meeting space.

Photo or Map:



Community Impact:

The intent of this project is to renew a dilapidated facility and improve the meeting space that serves multiple community organizations and the City of Snoqualmie.

Operating Impact:

Staff does not anticipate this project leading to greater operating expenditures. Demand from the community is not expected to increase due to the renovation nor does staff intend to add additional features to the building beyond what is currently provided.

Project Budget:

Project Activities	% of Budg.	Total Activity Budget	Previously Spent	2020	2021	2022	2023	2024	2025
Pre Design	0%	\$ -	\$ -	\$ -	\$ -	\$ -	\$ -	\$ -	\$ -
Design	0%	\$ -	\$ -	\$ -	\$ -	\$ -	\$ -	\$ -	\$ -
Construction	91%	\$ 75,000	\$ -	\$ 75,000	\$ -	\$ -	\$ -	\$ -	\$ -
Const. Manage	0%	\$ -	\$ -	\$ -	\$ -	\$ -	\$ -	\$ -	\$ -
Contingency	9%	\$ 7,500	\$ -	\$ 7,500	\$ -	\$ -	\$ -	\$ -	\$ -
Art	0%	\$ -	\$ -	\$ -	\$ -	\$ -	\$ -	\$ -	\$ -
Other	0%	\$ -	\$ -	\$ -	\$ -	\$ -	\$ -	\$ -	\$ -
TOTAL	100%	\$ 82,500	\$ -	\$ 82,500	\$ -	\$ -	\$ -	\$ -	\$ -
Operating		\$ -		\$ -	\$ -	\$ -	\$ -	\$ -	\$ -

TOTAL PROJECT BUDGET: \$82,500

TOTAL OPERATING BUDGET: \$0

Funding Sources:

Source	Total Sources	Previously Allocated	2020	2021	2022	2023	2024	2025
City of Snoqualmie	\$ 82,500	\$ -	\$ 82,500	\$ -	\$ -	\$ -	\$ -	\$ -
TOTAL	\$ 82,500	\$ -	\$ 82,500	\$ -	\$ -	\$ -	\$ -	\$ -

Fiscal **TOTAL FUNDING SOURCES:** \$82,500

Notes: **FUTURE FUNDING REQUIREMENTS:** \$0

City of Snoqualmie: 2020 to 2025 Capital Improvement Plan



TRANSPORTATION CAPITAL PROJECT OR PROGRAM

SR 202 & RIVER ST. PEDESTRIAN SIGNAL PROJECT

CIP Project ID:	TRN20005CIP	Previously Spent:	\$38,462
Department:	Transportation	Current Project Budget:	\$527,345
Project Status:	Pre-Construction	Original Budget at CIP Inception:	\$527,345
Project Location:	River Street & State Route 202 (Railroad Avenue)	Years Project in CIP:	0
Project Contact:	Brian Coleman	Contact Email:	bcoleman@ci.snoqualmie.wa.us

Description:

This project adds a pedestrian activated signal to the intersection of River Street and State Route 202 (Railroad Avenue).

Photo or Map:



Community Impact:

The intent of this project is to improve pedestrian access, flow, and safety in historic downtown given the sometimes heavy traffic experienced on State Route 202.

Operating Impact:

Staff will need to provide signal maintenance annually.

Budget:

Project Activities	% of Budg.	Total Activity Budget	Previously Spent	2020	2021	2022	2023	2024	2025
Pre Design	0%	\$ -	\$ -	\$ -	\$ -	\$ -	\$ -	\$ -	\$ -
Design	7%	\$ 38,462	\$ 38,462	\$ -	\$ -	\$ -	\$ -	\$ -	\$ -
Construction	62%	\$ 325,000	\$ -	\$ 325,000	\$ -	\$ -	\$ -	\$ -	\$ -
Const. Manage	9%	\$ 48,750	\$ -	\$ 48,750	\$ -	\$ -	\$ -	\$ -	\$ -
Contingency	7%	\$ 37,375	\$ -	\$ 37,375	\$ -	\$ -	\$ -	\$ -	\$ -
Art	0%	\$ -	\$ -	\$ -	\$ -	\$ -	\$ -	\$ -	\$ -
Other	15%	\$ 77,758	\$ -	\$ 77,758	\$ -	\$ -	\$ -	\$ -	\$ -
TOTAL	100%	\$ 527,345	\$ 38,462	\$ 488,883	\$ -	\$ -	\$ -	\$ -	\$ -
Operating		\$ 29,108		\$ 4,500	\$ 4,635	\$ 4,774	\$ 4,917	\$ 5,065	\$ 5,217

TOTAL PROJECT BUDGET: \$527,345

TOTAL OPERATING BUDGET: \$29,108

Anticipated Funding Mix:

Source	Total Sources	Previously Allocated	2020	2021	2022	2023	2024	2025
City of Snoqualmie	\$ 137,345	\$ 8,462	\$ 128,883	\$ -	\$ -	\$ -	\$ -	\$ -
Snoqualmie Ridge I & II Mitigation Fees	\$ 390,000	\$ 30,000	\$ 360,000	\$ -	\$ -	\$ -	\$ -	\$ -
TOTAL	\$ 527,345	\$ 38,462	\$ 488,883	\$ -	\$ -	\$ -	\$ -	\$ -

Fiscal

Notes:

TOTAL FUNDING SOURCES: \$527,345

FUTURE FUNDING REQUIREMENTS: \$0

City of Snoqualmie: 2020 to 2025 Capital Improvement Plan



TRANSPORTATION CAPITAL PROJECT OR PROGRAM

DOWNTOWN PEDESTRIAN SIGNALS PROJECT

CIP Project ID:	TRN20006CIP	Previously Spent:	\$0
Department:	Transportation	Current Project Budget:	\$1,049,266
Project Status:	Pre-Construction	Original Budget at CIP Inception:	\$1,049,266
Project Location:	River Street & State Route 202 (Railroad Avenue)	Years Project in CIP:	0
Project Contact:	Brian Coleman	Contact Email:	bcoleman@ci.snoqualmie.wa.us

Description:

This project adds two pedestrian activated signals to the mid-block crossing of State Route 202 (Railroad Avenue) between River Street and King Street in Downtown Snoqualmie and at the intersection of King Street and State Route 202.

Photo or Map:



Community Impact:

The intent of this project is to improve pedestrian access, flow, and safety in historic downtown given the sometimes heavy traffic experienced on State Route 202.

Operating Impact:

Staff will need to provide signal maintenance annually.

Budget:

Project Activities	% of Budg.	Total Activity Budget	Previously Spent	2020	2021	2022	2023	2024	2025
Pre Design	0%	\$ -	\$ -	\$ -	\$ -	\$ -	\$ -	\$ -	\$ -
Design	6%	\$ 65,000	\$ -	\$ 65,000	\$ -	\$ -	\$ -	\$ -	\$ -
Construction	62%	\$ 650,000	\$ -	\$ 650,000	\$ -	\$ -	\$ -	\$ -	\$ -
Const. Manage	9%	\$ 97,500	\$ -	\$ 97,500	\$ -	\$ -	\$ -	\$ -	\$ -
Contingency	8%	\$ 81,250	\$ -	\$ 81,250	\$ -	\$ -	\$ -	\$ -	\$ -
Art	0%	\$ -	\$ -	\$ -	\$ -	\$ -	\$ -	\$ -	\$ -
Other	15%	\$ 155,516	\$ -	\$ 155,516	\$ -	\$ -	\$ -	\$ -	\$ -
TOTAL	100%	\$ 1,049,266	\$ -	\$ 1,049,266	\$ -	\$ -	\$ -	\$ -	\$ -
Operating		\$ 58,216		\$ 9,000	\$ 9,270	\$ 9,548	\$ 9,835	\$ 10,130	\$ 10,433

TOTAL PROJECT BUDGET: \$1,049,266

TOTAL OPERATING BUDGET: \$58,216

Anticipated Funding Mix:

Source	Total Sources	Previously Allocated	2020	2021	2022	2023	2024	2025
City of Snoqualmie	\$ 499,266	\$ -	\$ 499,266	\$ -	\$ -	\$ -	\$ -	\$ -
TIB Grant	\$ 550,000	\$ -	\$ 550,000	\$ -	\$ -	\$ -	\$ -	\$ -
TOTAL	\$ 1,049,266	\$ -	\$ 1,049,266	\$ -	\$ -	\$ -	\$ -	\$ -

Fiscal

TIB = Washington State Transportation Improvement Board.

TOTAL FUNDING SOURCES: \$1,049,266

Notes:

FUTURE FUNDING REQUIREMENTS: \$0

City of Snoqualmie: 2020 to 2025 Capital Improvement Plan



TRANSPORTATION CAPITAL PROJECT OR PROGRAM

NEWTON ST. SIDEWALK ADDITION PROJECT

CIP Project ID: TRN20007CIP
Department: Transportation
Project Status: Pre-Design
Project Location: SE Newton St.
Project Contact: Brian Coleman

Previously Spent: \$0
Current Project Budget: \$435,083
Original Budget at CIP Inception: \$435,083
Years Project in CIP: 0
Contact Email: bcoleman@ci.snoqualmie.wa.us

Description:

This project funds the construction of a new sidewalk along SE Newton Street from State Route 202 (Railroad Avenue) to Olmstead Place SE and is related to the *Railroad Pl., Newton St., and Delta St. Project* (PUW16002CIP) included in the utilities portion of the 2017-2022 Capital Improvement Plan (CIP).

Photo or Map:



Community Impact:

The intent of this project is to add a sidewalk consistent with City of Snoqualmie standards. The addition of this sidewalk will enhance pedestrian and child safety and contribute to the livability of the neighborhood.

Operating Impact:

This program does not require changes to the operating environment or budget.

Budget:

Project Activities	% of Budg.	Total Activity Budget	Previously Spent	2020	2021	2022	2023	2024	2025
Pre Design	0%	\$ -	\$ -	\$ -	\$ -	\$ -	\$ -	\$ -	\$ -
Design	8%	\$ 35,748	\$ -	\$ 35,748	\$ -	\$ -	\$ -	\$ -	\$ -
Construction	68%	\$ 297,900	\$ -	\$ 297,900	\$ -	\$ -	\$ -	\$ -	\$ -
Const. Manage	10%	\$ 44,685	\$ -	\$ 44,685	\$ -	\$ -	\$ -	\$ -	\$ -
Contingency	13%	\$ 56,750	\$ -	\$ 56,750	\$ -	\$ -	\$ -	\$ -	\$ -
Art	0%	\$ -	\$ -	\$ -	\$ -	\$ -	\$ -	\$ -	\$ -
Other	0%	\$ -	\$ -	\$ -	\$ -	\$ -	\$ -	\$ -	\$ -
TOTAL	100%	\$ 435,083	\$ -	\$ 435,083	\$ -	\$ -	\$ -	\$ -	\$ -
Operating		\$ -		\$ -	\$ -	\$ -	\$ -	\$ -	\$ -

TOTAL PROJECT BUDGET: \$435,083

TOTAL OPERATING BUDGET: \$0

Anticipated Funding Mix:

Source	Total Sources	Previously Allocated	2020	2021	2022	2023	2024	2025
City of Snoqualmie	\$ 435,083	\$ -	\$ 435,083	\$ -	\$ -	\$ -	\$ -	\$ -
TOTAL	\$ 435,083	\$ -	\$ 435,083	\$ -	\$ -	\$ -	\$ -	\$ -

Fiscal

Notes:

TOTAL FUNDING SOURCES: \$435,083

FUTURE FUNDING REQUIREMENTS: \$0

City of Snoqualmie: 2020 to 2025 Capital Improvement Plan



TRANSPORTATION CAPITAL PROJECT OR PROGRAM

KINSEY STREET SIDEWALK REPLACEMENT PROJECT

CIP Project ID: TRN20004CIP
Department: Transportation
Project Status: Pre-Design
Project Location: Kinsey Street
Project Contact: Jeff Hamlin

Previously Spent: \$0
Current Project Budget: \$389,223
Original Budget at CIP Inception: \$389,223
Years Project in CIP: 0
Contact Email: jhamlin@ci.snoqualmie.wa.us

Description:

This project funds the comprehensive replacement of sidewalks along Kinsey Street. The Kinsey Street sidewalk is a well trafficked pedestrian corridor with multiple structural failures resulting from tree intrusion.

Photo or Map:



Community Impact:

The intent of this project is to preserve the condition of sidewalks consistent with City of Snoqualmie standards. The replacement of sidewalks will help to maintain a safe and efficient mode of transportation that contributes to the livability of neighborhoods and supports vital economy activity.

Operating Impact:

This program does not require changes to the operating environment or budget.

Budget:

Project Activities	% of Budg.	Total Activity Budget	Previously Spent	2020	2021	2022	2023	2024	2025
Pre Design	0%	\$ -	\$ -	\$ -	\$ -	\$ -	\$ -	\$ -	\$ -
Design	8%	\$ 31,980	\$ -	\$ 31,980	\$ -	\$ -	\$ -	\$ -	\$ -
Construction	68%	\$ 266,500	\$ -	\$ 266,500	\$ -	\$ -	\$ -	\$ -	\$ -
Const. Manage	10%	\$ 39,975	\$ -	\$ 39,975	\$ -	\$ -	\$ -	\$ -	\$ -
Contingency	13%	\$ 50,768	\$ -	\$ 50,768	\$ -	\$ -	\$ -	\$ -	\$ -
Art	0%	\$ -	\$ -	\$ -	\$ -	\$ -	\$ -	\$ -	\$ -
Other	0%	\$ -	\$ -	\$ -	\$ -	\$ -	\$ -	\$ -	\$ -
TOTAL	100%	\$ 389,223	\$ -	\$ 389,223	\$ -	\$ -	\$ -	\$ -	\$ -
Operating		\$ -		\$ -	\$ -	\$ -	\$ -	\$ -	\$ -

TOTAL PROJECT BUDGET: \$389,223

TOTAL OPERATING BUDGET: \$0

Anticipated Funding Mix:

Source	Total Sources	Previously Allocated	2020	2021	2022	2023	2024	2025
City of Snoqualmie	\$ 389,223	\$ -	\$ 389,223	\$ -	\$ -	\$ -	\$ -	\$ -
TOTAL	\$ 389,223	\$ -	\$ 389,223	\$ -	\$ -	\$ -	\$ -	\$ -

Fiscal

Notes:

TOTAL FUNDING SOURCES: \$389,223

FUTURE FUNDING REQUIREMENTS: \$0

City of Snoqualmie: 2020 to 2025 Capital Improvement Plan



FACILITIES CAPITAL PROJECT OR PROGRAM

COMMUNITY CENTER EXPANSION PROJECT

CIP Project ID: FAC21001CIP
Department: Facilities
Project Status: Pre-Design
Project Location: 35018 SE Ridge Street
Project Contact: Brian Krause

Previously Spent: \$0
Current Project Budget: \$10,000,000
Original Budget at CIP Inception: \$10,000,000
Years Project in CIP: 0
Contact Email: bkrause@ci.snoqualmie.wa.us

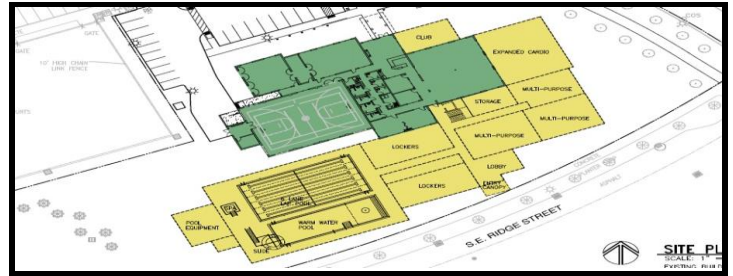
Project Description:

This project expands the current Community Center by approximately 24,000 square feet. Anticipated amenities include the addition of an aquatic center with a six-lane lap pool, the expansion of the cardio center, improved locker rooms, a common use space, additional community meeting rooms, and additional office space. Outside of the facility, parking will be added along Ridge Street to accommodate traffic.

Community Impact:

The intent of this project is to expand a critical facility that sustains community quality of life through recreational and social opportunities. Demand from the community currently exceeds the size of the facility preventing many from taking advantage of the opportunities offered. This expansion adds several unique recreational amenities to encourage activity and reduce the incidence of heart disease and other health

Photo or Map:



Operating Impact:

The current facility is maintained through a contractual agreement with the YMCA that requires no significant ongoing operations funding from the City. The YMCA has indicated that an expanded space would also be maintained through that agreement. No significant operating impact will result from this project.

Budget:

Project Activities	% of Budg.	Total Activity Budget	Previously Spent	2020	2021	2022	2023	2024	2025
Pre Design	0%	\$ -	\$ -	\$ -	\$ -	\$ -	\$ -	\$ -	\$ -
Design	0%	\$ -	\$ -	\$ -	\$ -	\$ -	\$ -	\$ -	\$ -
Construction	0%	\$ -	\$ -	\$ -	\$ -	\$ -	\$ -	\$ -	\$ -
Const. Manage	0%	\$ -	\$ -	\$ -	\$ -	\$ -	\$ -	\$ -	\$ -
Contingency	0%	\$ -	\$ -	\$ -	\$ -	\$ -	\$ -	\$ -	\$ -
Art	0%	\$ -	\$ -	\$ -	\$ -	\$ -	\$ -	\$ -	\$ -
Other	100%	\$ 10,000,000	\$ -	\$ -	\$ 10,000,000	\$ -	\$ -	\$ -	\$ -
TOTAL	100%	\$ 10,000,000	\$ -	\$ -	\$ 10,000,000	\$ -	\$ -	\$ -	\$ -
Operating		\$ -		\$ -	\$ -	\$ -	\$ -	\$ -	\$ -

TOTAL PROJECT BUDGET: \$10,000,000

TOTAL OPERATING BUDGET: \$0

Anticipated Funding Mix:

Source	Total Sources	Previously Allocated	2020	2021	2022	2023	2024	2025
City of Snoqualmie	\$ 10,000,000	\$ -	\$ -	\$ 10,000,000	\$ -	\$ -	\$ -	\$ -
	\$ -	\$ -	\$ -	\$ -	\$ -	\$ -	\$ -	\$ -
	\$ -	\$ -	\$ -	\$ -	\$ -	\$ -	\$ -	\$ -
	\$ -	\$ -	\$ -	\$ -	\$ -	\$ -	\$ -	\$ -
TOTAL	\$ 10,000,000	\$ -	\$ -	\$ 10,000,000	\$ -	\$ -	\$ -	\$ -

Fiscal Notes: The YMCA is responsible for the design, construction, and management of the Community Center Expansion. The City of Snoqualmie intends to contribute \$10 million towards the project.

TOTAL FUNDING SOURCES: \$10,000,000

FUTURE FUNDING REQUIREMENTS: \$0

City of Snoqualmie: 2020 to 2025 Capital Improvement Plan



PARKS CAPITAL PROJECT OR PROGRAM


COMMUNITY PARK AMPHITHEATER & SPRAYGROUND PROJECT

CIP Project ID:	PAR20004CIP	Previously Spent:	\$0
Department:	Parks	Current Project Budget:	\$908,245
Project Status:	Pre-Design	Original Budget at CIP Inception:	\$908,245
Project Location:	SE Ridge Street & Center Boulevard SE	Years Project in CIP:	0
Project Contact:	Brian Krause	Contact Email:	bkrause@ci.snoqualmie.wa.us

Description:

Snoqualmie Community Park is a gathering place for local residents and visitors of all ages who partake in its amenities on a daily basis. Park visitors enjoy special events such as the Farmer's Market and summer concerts. The addition of a plaza, amphitheater, and sprayground elements would increase the use of the park and allow for expanded community event potential.

Photo or Map:



Community Impact:

This project would create a focal point for the community. Its multi-purpose design would allow children to cool off in the sprayground, and residents to attend concerts and other activities in its amphitheater-like setting during the warm summer. This new amenity will further connect Community Park to the retail establishment. This project supports Council Goals #3 and #4.

Operating Impact:

The new features added to Community Park will require additional maintenance including increased waste collection, landscaping, facilities repair, and water and electricity usage. The time required to complete the additional work is estimated at 3 hours per week.

Budget:

Project Activities	% of Budg.	Total Activity Budget	Previously Spent	2020	2021	2022	2023	2024	2025
Pre Design	0%	\$ -	\$ -	\$ -	\$ -	\$ -	\$ -	\$ -	\$ -
Design	6%	\$ 56,500	\$ -	\$ 56,500	\$ -	\$ -	\$ -	\$ -	\$ -
Construction	74%	\$ 674,955	\$ -	\$ -	\$ 674,955	\$ -	\$ -	\$ -	\$ -
Const. Manage	6%	\$ 56,500	\$ -	\$ -	\$ 56,500	\$ -	\$ -	\$ -	\$ -
Contingency	10%	\$ 92,039	\$ -	\$ -	\$ 92,039	\$ -	\$ -	\$ -	\$ -
Art	0%	\$ -	\$ -	\$ -	\$ -	\$ -	\$ -	\$ -	\$ -
Other	3%	\$ 28,250	\$ -	\$ -	\$ 28,250	\$ -	\$ -	\$ -	\$ -
TOTAL	100%	\$ 908,245	\$ -	\$ 56,500	\$ 851,745	\$ -	\$ -	\$ -	\$ -
Operating		\$ 36,235		\$ -	\$ 6,825	\$ 7,030	\$ 7,241	\$ 7,458	\$ 7,682

TOTAL PROJECT BUDGET: \$908,245

TOTAL OPERATING BUDGET: \$36,235

Anticipated Funding Mix:

Source	Total Sources	Previously Allocated	2020	2021	2022	2023	2024	2025
City of Snoqualmie	\$ 908,245	\$ -	\$ 56,500	\$ 851,745	\$ -	\$ -	\$ -	\$ -
TOTAL	\$ 908,245	\$ -	\$ 56,500	\$ 851,745	\$ -	\$ -	\$ -	\$ -

Fiscal TOTAL FUNDING SOURCES: \$908,245

Notes: FUTURE FUNDING REQUIREMENTS: \$0

City of Snoqualmie: 2019 to 2024 Capital Improvement Plan



TRANSPORTATION PROJECT OR PROGRAM

TOWN CENTER SOUTH PARKING PROJECT

CIP Project ID:	TRN20003CIP	Previously Spent:	\$0
Department:	Transportation	Current Project Budget:	\$737,166
Project Status:	Pre-Design	Original Budget at CIP Inception:	\$737,166
Project Location:	Railroad Avenue SE and SE River Street	Years Project in CIP:	0
Project Contact:	Nicole Sanders	Contact Email:	nsanders@ci.snoqualmie.wa.us

Project Description:

The project will construct a parking lot off of Railroad Avenue SE between SE River Street and SE Newton Street to accommodate future parking demand.

Photo or Map:



Community Impact:

This project directly relates to Snoqualmie 2032, the City Comprehensive Plan, which noted Downtown development should increase parking capacity along Railroad Avenue (page 5-7). Furthermore, this project is also listed in the Downtown Master Plan. Increased parking capacity will accommodate additional visitation to Historic Downtown Snoqualmie, supporting both businesses and residents.

Operating Impact:

This project will minimally increase operating costs for maintenance of the facility, including landscaping, water utility fees, pavement maintenance, and general clean up activities.

Budget:

Project Activities	% of Budg.	Total Activity Budget	Previously Spent	2020	2021	2022	2023	2024	2025
Pre Design	0%	\$ -	\$ -	\$ -	\$ -	\$ -	\$ -	\$ -	\$ -
Design	11%	\$ 78,982	\$ -	\$ 78,982	\$ -	\$ -	\$ -	\$ -	\$ -
Construction	71%	\$ 526,547	\$ -	\$ -	\$ 526,547	\$ -	\$ -	\$ -	\$ -
Const. Manage	11%	\$ 78,982	\$ -	\$ -	\$ 78,982	\$ -	\$ -	\$ -	\$ -
Contingency	7%	\$ 52,655	\$ -	\$ -	\$ 52,655	\$ -	\$ -	\$ -	\$ -
Art	0%	\$ -	\$ -	\$ -	\$ -	\$ -	\$ -	\$ -	\$ -
Other	0%	\$ -	\$ -	\$ -	\$ -	\$ -	\$ -	\$ -	\$ -
TOTAL	100%	\$ 737,166	\$ -	\$ 78,982	\$ 658,184	\$ -	\$ -	\$ -	\$ -
Operating		\$ 10,618		\$ -	\$ 2,000	\$ 2,060	\$ 2,122	\$ 2,185	\$ 2,251

TOTAL PROJECT BUDGET: \$737,166

TOTAL OPERATING BUDGET: \$10,618

Anticipated Funding Mix:

Source	Total Sources	Previously Allocated	2020	2021	2022	2023	2024	2025
City of Snoqualmie	\$ 737,166	\$ -	\$ 78,982	\$ 658,184	\$ -	\$ -	\$ -	\$ -
TOTAL	\$ 737,166	\$ -	\$ 78,982	\$ 658,184	\$ -	\$ -	\$ -	\$ -

Fiscal

Notes:

TOTAL FUNDING SOURCES: \$737,166

FUTURE FUNDING REQUIREMENTS: \$0

City of Snoqualmie: 2020 to 2025 Capital Improvement Plan



PARKS CAPITAL PROJECT OR PROGRAM

SANDY COVE PARK IMPROVEMENTS

CIP Project ID: PAR20007CIP
Department: Community Development
Project Status: Pre-Design
Project Location: 7970 Falls Avenue SE
Project Contact: Nicole Sanders

Previously Spent: \$0
Current Project Budget: \$1,377,780
Original Budget at CIP Inception: \$1,377,780
Years Project in CIP: 0
Contact Email: nsanders@ci.snoqualmie.wa.us

Description:

This project adds trails connecting to Riverwalk Phase 1 improvements, adds entrance improvements from Falls Avenue, makes the park American with Disabilities Act (ADA) compliant, adds electrical connections for events, and constructs a small event support venue.

Photo or Map:



Community Impact:

The intent of this project is to improve the accessibility of the park and Snoqualmie River to people of all abilities, improve connections to local trail networks, and increase the viability of the riverside park to host events. This project aligns with the Riverwalk plan, supports Comprehensive Plan community character recommendations for Downtown Snoqualmie, and policy 10.2.7 to protect visual access to bodies of water.

Operating Impact:

The new features added to Sandy Cove Park by the City of Snoqualmie will increase the current landscaping, trail maintenance, and facilities maintenance work of staff.

Budget:

Project Activities	% of Budg.	Total Activity Budget	Previously Spent	2020	2021	2022	2023	2024	2025
Pre Design	0%	\$ -	\$ -	\$ -	\$ -	\$ -	\$ -	\$ -	\$ -
Design	12%	\$ 165,000	\$ -	\$ 165,000	\$ -	\$ -	\$ -	\$ -	\$ -
Construction	68%	\$ 938,000	\$ -	\$ -	\$ 938,000	\$ -	\$ -	\$ -	\$ -
Const. Manage	10%	\$ 141,000	\$ -	\$ -	\$ 141,000	\$ -	\$ -	\$ -	\$ -
Contingency	9%	\$ 124,400	\$ -	\$ 16,500	\$ 107,900	\$ -	\$ -	\$ -	\$ -
Art	1%	\$ 9,380	\$ -	\$ -	\$ 9,380	\$ -	\$ -	\$ -	\$ -
Other	0%	\$ -	\$ -	\$ -	\$ -	\$ -	\$ -	\$ -	\$ -
TOTAL	100%	\$ 1,377,780	\$ -	\$ 181,500	\$ 1,196,280	\$ -	\$ -	\$ -	\$ -
Operating		\$ 37,164		\$ -	\$ 7,000	\$ 7,210	\$ 7,426	\$ 7,649	\$ 7,879

TOTAL PROJECT BUDGET: \$1,377,780

TOTAL OPERATING BUDGET: \$37,164

Anticipated Funding Mix:

Source	Total Sources	Previously Allocated	2020	2021	2022	2023	2024	2025
City of Snoqualmie	\$ 737,780	\$ -	\$ 181,500	\$ 556,280	\$ -	\$ -	\$ -	\$ -
RCO Grant	\$ 500,000	\$ -	\$ -	\$ 500,000	\$ -	\$ -	\$ -	\$ -
King St. Lot Purchase	\$ 140,000	\$ -	\$ -	\$ 140,000	\$ -	\$ -	\$ -	\$ -
TOTAL	\$ 1,377,780	\$ -	\$ 181,500	\$ 1,196,280	\$ -	\$ -	\$ -	\$ -

Fiscal RCO = Washington State Recreation and Conservation Office

TOTAL FUNDING SOURCES: \$1,377,780

Notes:

FUTURE FUNDING REQUIREMENTS: \$0

City of Snoqualmie: 2020 to 2025 Capital Improvement Plan



PARKS CAPITAL PROJECT OR PROGRAM

RIVERWALK PH. 2 - RIVERVIEW PARK TO MWBK BRIDGE

CIP Project ID:	PAR21002CIP	Previously Spent:	\$0
Department:	Community Development	Current Project Budget:	\$1,115,358
Project Status:	Pre-Design	Original Budget at CIP Inception:	\$1,115,358
Project Location:	Riverview Park to Meadowbrook Bridge	Years Project in CIP:	0
Project Contact:	Nicole Sanders	Contact Email:	nsanders@ci.snoqualmie.wa.us

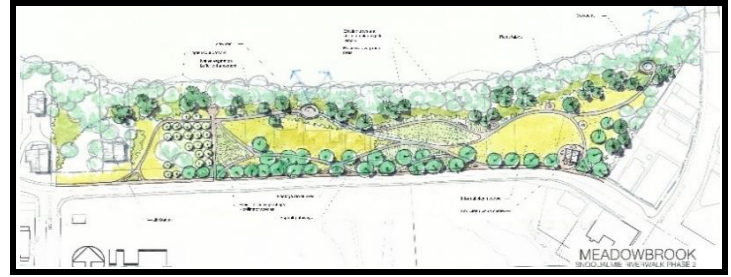
Description:

This phase of the Riverwalk project will provide a trail connection from Riverview Park to the Meadowbrook Bridge and include aesthetic, historic, and passive recreational amenities along with riverside restoration.

Community Impact:

Phase II of the Riverwalk project will establish a trail between Downtown Snoqualmie and Meadowbrook Bridge, a local historic resource, result in significant environmental restoration, and support the tourism goals of the City of Snoqualmie. The new trail and other features will critically connect important recreational facilities such as the Snoqualmie Valley Regional Trail (SVRT) to the historic downtown while expanding recreational opportunities for residents. This project supports City Council Goal #4, and addresses Comprehensive Plan policies 3.5.2 and 6.4.4 to establish a Riverwalk and restore of stream buffers.

Photo or Map:



Operating Impact:

The additional property owned and improved by the City of Snoqualmie will add to the current landscaping, trail maintenance, and urban forestry work of staff. The time required to complete the additional work is estimated at 2 hours per week. However, increased economic activity from tourism will result in an unknown amount of offsetting revenue.

Budget:

Project Activities	% of Budg.	Total Activity Budget	Previously Spent	2020	2021	2022	2023	2024	2025
Pre Design	0%	\$ -	\$ -	\$ -	\$ -	\$ -	\$ -	\$ -	\$ -
Design	14%	\$ 161,383	\$ -	\$ -	\$ 161,383	\$ -	\$ -	\$ -	\$ -
Construction	66%	\$ 735,558	\$ -	\$ -	\$ -	\$ 735,558	\$ -	\$ -	\$ -
Const. Manage	10%	\$ 110,334	\$ -	\$ -	\$ -	\$ 110,334	\$ -	\$ -	\$ -
Contingency	9%	\$ 100,727	\$ -	\$ -	\$ 16,138	\$ 84,589	\$ -	\$ -	\$ -
Art	1%	\$ 7,356	\$ -	\$ -	\$ -	\$ 7,356	\$ -	\$ -	\$ -
Other	0%	\$ -	\$ -	\$ -	\$ -	\$ -	\$ -	\$ -	\$ -
TOTAL	100%	\$ 1,115,358	\$ -	\$ -	\$ 177,521	\$ 937,837	\$ -	\$ -	\$ -
Operating		\$ 20,828		\$ -	\$ -	\$ 5,000	\$ 5,121	\$ 5,275	\$ 5,433

TOTAL PROJECT BUDGET: \$1,115,358

TOTAL OPERATING BUDGET: \$20,828

Anticipated Funding Mix:

Source	Total Sources	Previously Allocated	2020	2021	2022	2023	2024	2025
City of Snoqualmie	\$ 660,783	\$ -	\$ -	\$ 177,521	\$ 483,262	\$ -	\$ -	\$ -
RCO Grant	\$ 454,575	\$ -	\$ -	\$ -	\$ 454,575	\$ -	\$ -	\$ -
TOTAL	\$ 1,115,358	\$ -	\$ -	\$ 177,521	\$ 937,837	\$ -	\$ -	\$ -

Fiscal RCO = Washington State Recreation and Conservation Office

TOTAL FUNDING SOURCES: \$1,115,358

Notes:

FUTURE FUNDING REQUIREMENTS: \$0

City of Snoqualmie: 2020 to 2025 Capital Improvement Plan



TRANSPORTATION CAPITAL PROJECT OR PROGRAM

KIMBALL CREEK BOX CULVERTS PROJECT

CIP Project ID:	TRN22001CIP	Previously Spent:	\$234,687
Department:	Transportation	Current Project Budget:	\$2,911,608
Project Status:	Pre-Construction	Original Budget at CIP Inception:	\$2,911,608
Project Location:	9200 & 9380 Meadowbrook Way SE	Years Project in CIP:	0
Project Contact:	Jeff Hamlin	Contact Email:	jhamlin@ci.snoqualmie.wa.us

Description:

This project replaces two structurally deficient bridge crossings on Meadowbrook Way. The City of Snoqualmie will replace the structures, which cross two reaches of Kimball Creek, with wide fish-passage concrete box culverts.

Photo or Map:



Community Impact:

The intent of this project is to replace two deficient bridge crossings that have exceeded their estimated useful life. Furthermore, this project would allow Kimball Creek to flow without constriction, preventing some localized flooding, and due to the width of the structure, increase pedestrian and bicycle safety.

Operating Impact:

This program does not require changes to the operating environment or budget.

Budget:

Project Activities	% of Budg.	Total Activity Budget	Previously Spent	2020	2021	2022	2023	2024	2025
Pre Design	0%	\$ -	\$ -	\$ -	\$ -	\$ -	\$ -	\$ -	\$ -
Design	9%	\$ 252,180	\$ 234,687	\$ -	\$ -	\$ 17,492	\$ -	\$ -	\$ -
Construction	69%	\$ 2,004,805	\$ -	\$ -	\$ -	\$ -	\$ 2,004,805	\$ -	\$ -
Const. Manage	10%	\$ 300,721	\$ -	\$ -	\$ -	\$ -	\$ 300,721	\$ -	\$ -
Contingency	8%	\$ 232,302	\$ -	\$ -	\$ -	\$ 1,749	\$ 230,553	\$ -	\$ -
Art	0%	\$ -	\$ -	\$ -	\$ -	\$ -	\$ -	\$ -	\$ -
Other	4%	\$ 121,601	\$ -	\$ -	\$ -	\$ -	\$ 121,601	\$ -	\$ -
TOTAL	100%	\$ 2,911,608	\$ 234,687	\$ -	\$ -	\$ 19,242	\$ 2,657,679	\$ -	\$ -
Operating		\$ -		\$ -	\$ -	\$ -	\$ -	\$ -	\$ -

TOTAL PROJECT BUDGET: \$2,911,608

TOTAL OPERATING BUDGET: \$0

Anticipated Funding Mix:

Source	Total Sources	Previously Allocated	2020	2021	2022	2023	2024	2025
City of Snoqualmie	\$ 2,216,608	\$ 39,687	\$ -	\$ -	\$ 19,242	\$ 2,157,679	\$ -	\$ -
STP Grant	\$ 500,000	\$ -	\$ -	\$ -	\$ -	\$ 500,000	\$ -	\$ -
FHWA Grant	\$ 195,000	\$ 195,000	\$ -	\$ -	\$ -	\$ -	\$ -	\$ -
TOTAL	\$ 2,911,608	\$ 234,687	\$ -	\$ -	\$ 19,242	\$ 2,657,679	\$ -	\$ -

Fiscal

Notes:

FHWA = Federal Highway Administration. This grant was approved by the intermediary Puget Sound Regional Council (PSRC). STP = Surface Transportation Program (U.S. Department of Transportation) 40

TOTAL FUNDING SOURCES: \$2,911,608

FUTURE FUNDING REQUIREMENTS: \$0

City of Snoqualmie: 2020 to 2025 Capital Improvement Plan



PARKS CAPITAL PROJECT OR PROGRAM

SNOQUALMIE POINT PARK SHELTER PROJECT

CIP Project ID: PAR23001CIP
Department: Parks
Project Status: Pre-Design
Project Location: 37580 Winery Road
Project Contact: Brian Krause

Previously Spent: \$0
Current Project Budget: \$215,133
Original Budget at CIP Inception: \$215,133
Years Project in CIP: 0
Contact Email: bkrause@ci.snoqualmie.wa.us

Description:

This project restores the viewing shelter at Snoqualmie Point Park with the preparation and reseal of wood, replacement of roof, and update of interpretive signage. The City of Snoqualmie also intends to harvest timber down hill from the structure to restore the viewshed.

Photo or Map:



Community Impact:

The intent of this project is to preserve one of the best viewpoints regionally, sheltering visitors from either the sun or precipitation as they relax or enjoy a nice picnic. This project supports Council Goals #3 and #4.

Operating Impact:

The City of Snoqualmie will need to paint or repair the infrastructure regularly to preserve the condition of the asset.

Budget:

Project Activities	% of Budg.	Total Activity Budget	Previously Spent	2020	2021	2022	2023	2024	2025
Pre Design	0%	\$ -	\$ -	\$ -	\$ -	\$ -	\$ -	\$ -	\$ -
Design	0%	\$ -	\$ -	\$ -	\$ -	\$ -	\$ -	\$ -	\$ -
Construction	86%	\$ 185,220	\$ -	\$ -	\$ -	\$ -	\$ 185,220	\$ -	\$ -
Const. Manage	0%	\$ -	\$ -	\$ -	\$ -	\$ -	\$ -	\$ -	\$ -
Contingency	13%	\$ 27,783	\$ -	\$ -	\$ -	\$ -	\$ 27,783	\$ -	\$ -
Art	1%	\$ 2,130	\$ -	\$ -	\$ -	\$ -	\$ 2,130	\$ -	\$ -
Other	0%	\$ -	\$ -	\$ -	\$ -	\$ -	\$ -	\$ -	\$ -
TOTAL	100%	\$ 215,133	\$ -	\$ -	\$ -	\$ -	\$ 215,133	\$ -	\$ -
Operating		\$ -		\$ -	\$ -	\$ -	\$ -	\$ -	\$ -

TOTAL PROJECT BUDGET: \$215,133

TOTAL OPERATING BUDGET: \$0

Anticipated Funding Mix:

Source	Total Sources	Previously Allocated	2020	2021	2022	2023	2024	2025
City of Snoqualmie	\$ 215,133	\$ -	\$ -	\$ -	\$ -	\$ 215,133	\$ -	\$ -
TOTAL	\$ 215,133	\$ -	\$ -	\$ -	\$ -	\$ 215,133	\$ -	\$ -

Fiscal **TOTAL FUNDING SOURCES:** \$215,133

Notes: **FUTURE FUNDING REQUIREMENTS:** \$0

City of Snoqualmie: 2020 to 2025 Capital Improvement Plan



TRANSPORTATION CAPITAL PROJECT OR PROGRAM

TOWN CENTER NORTH IMPROVEMENT PROJECT

CIP Project ID:	TRN23003CIP	Previously Spent:	\$0
Department:	Transportation	Current Project Budget:	\$2,284,286
Project Status:	Design	Original Budget at CIP Inception:	\$2,284,286
Project Location:	Railroad Place SE between SE Fir Street and SE Northern Street	Years Project in CIP:	0
Project Contact:	Nicole Sanders	Contact Email:	nsanders@ci.snoqualmie.wa.us

Description:

This project will repave or reconstruct Railroad Place and the related parking lot between SE Fir Street and SE Northern Street with appropriate drainage and landscape improvements. In addition, the project will add a crosswalk on State Route 202 (Railroad Avenue) with a pedestrian activated signal to connect to the bus stop and/or Riverwalk trail system, potential gateway signage or an entry monument leading visitors into Downtown Snoqualmie, and potential traffic calming measures.

Community Impact:

This project will rehabilitate a road and related parking lot in a state of disrepair and establish the location as a reliable trailhead for the Riverwalk Project. This project is part of a larger infrastructure endeavor in Historic Snoqualmie to replace aging infrastructure, update facilities to meet Americans with Disabilities Act (ADA) standards, improve safety, and support the economic and tourism goals of the City of Snoqualmie.

Photo or Map:



Operating Impact:

The construction of this project will require staff time to maintain the pedestrian trail, landscaping, and additional lighting.

Budget:

Project Activities	% of Budg.	Total Activity Budget	Previously Spent	2020	2021	2022	2023	2024	2025
Pre Design	0%	\$ -	\$ -	\$ -	\$ -	\$ -	\$ -	\$ -	\$ -
Design	5%	\$ 114,286	\$ -	\$ -	\$ -	\$ -	\$ 114,286	\$ -	\$ -
Construction	63%	\$ 1,428,571	\$ -	\$ -	\$ -	\$ -	\$ -	\$ 1,428,571	\$ -
Const. Manage	9%	\$ 214,286	\$ -	\$ -	\$ -	\$ -	\$ -	\$ 214,286	\$ -
Contingency	23%	\$ 527,143	\$ -	\$ -	\$ -	\$ -	\$ 34,286	\$ 492,857	\$ -
Art	0%	\$ -	\$ -	\$ -	\$ -	\$ -	\$ -	\$ -	\$ -
Other	0%	\$ -	\$ -	\$ -	\$ -	\$ -	\$ -	\$ -	\$ -
TOTAL	100%	\$ 2,284,286	\$ -	\$ -	\$ -	\$ -	\$ 148,571	\$ 2,135,714	\$ -
Operating		\$ 10,282		\$ -	\$ -	\$ -	\$ -	\$ 5,065	\$ 5,217

TOTAL PROJECT BUDGET: \$2,284,286

TOTAL OPERATING BUDGET: \$10,282

Anticipated Funding Mix:

Source	Total Sources	Previously Allocated	2020	2021	2022	2023	2024	2025
City of Snoqualmie	\$ 2,284,286	\$ -	\$ -	\$ -	\$ -	\$ 148,571	\$ 2,135,714	\$ -
TOTAL	\$ 2,284,286	\$ -	\$ -	\$ -	\$ -	\$ 148,571	\$ 2,135,714	\$ -

Fiscal

TOTAL FUNDING SOURCES: \$2,284,286

Notes:

FUTURE FUNDING REQUIREMENTS: \$0

City of Snoqualmie: 2020 to 2025 Capital Improvement Plan



TRANSPORTATION CAPITAL PROJECT OR PROGRAM

SR 202 & MEADOWBROOK WAY CHANNELIZATION PROJECT

CIP Project ID:	TRN24001CIP	Previously Spent:	\$0
Department:	Transportation	Current Project Budget:	\$1,407,000
Project Status:	Pre-Construction	Original Budget at CIP Inception:	\$1,407,000
Project Location:	Meadowbrook Way & State Route 202 (Railroad Avenue)	Years Project in CIP:	0
Project Contact:	Brian Coleman	Contact Email:	bcoleman@ci.snoqualmie.wa.us

Description:

This project rechannelizes the intersection of Meadowbrook Way and State Route 202 (Railroad Avenue) to separate certain flows of traffic from main traffic lanes. Rechannelization will require the construction of separated turning lanes with defined travel paths and other pedestrian safety improvements.

Photo or Map:



Community Impact:

The intent of this project is to rechannel a major City intersection to allow traffic to move at different speeds and in potentially conflicting directions without colliding. Turning lanes will help to reduce the potential for collision at an intersection where vehicles typically move at lower speeds to enter or exit SR 202. The project will reduce conflicts with student traffic, improve traffic flow efficiency, and increase pedestrian safety.

Operating Impact:

This program does not require changes to the operating environment or budget.

Budget:

Project Activities	% of Budg.	Total Activity Budget	Previously Spent	2020	2021	2022	2023	2024	2025
Pre Design	0%	\$ -	\$ -	\$ -	\$ -	\$ -	\$ -	\$ -	\$ -
Design	9%	\$ 120,000	\$ -	\$ -	\$ -	\$ -	\$ -	\$ 120,000	\$ -
Construction	71%	\$ 1,000,000	\$ -	\$ -	\$ -	\$ -	\$ -	\$ -	\$ 1,000,000
Const. Manage	11%	\$ 150,000	\$ -	\$ -	\$ -	\$ -	\$ -	\$ -	\$ 150,000
Contingency	9%	\$ 127,000	\$ -	\$ -	\$ -	\$ -	\$ -	\$ 12,000	\$ 115,000
Art	0%	\$ -	\$ -	\$ -	\$ -	\$ -	\$ -	\$ -	\$ -
Other	1%	\$ 10,000	\$ -	\$ -	\$ -	\$ -	\$ -	\$ -	\$ 10,000
TOTAL	100%	\$ 1,407,000	\$ -	\$ -	\$ -	\$ -	\$ -	\$ 132,000	\$ 1,275,000
Operating		\$ -		\$ -	\$ -	\$ -	\$ -	\$ -	\$ -

TOTAL PROJECT BUDGET: \$1,407,000

TOTAL OPERATING BUDGET: \$0

Anticipated Funding Mix:

Source	Total Sources	Previously Allocated	2020	2021	2022	2023	2024	2025
City of Snoqualmie	\$ 1,407,000	\$ -	\$ -	\$ -	\$ -	\$ -	\$ 132,000	\$ 1,275,000
TOTAL	\$ 1,407,000	\$ -	\$ -	\$ -	\$ -	\$ -	\$ 132,000	\$ 1,275,000

Fiscal

TOTAL FUNDING SOURCES: \$1,407,000

Notes:

FUTURE FUNDING REQUIREMENTS: \$0



TRANSPORTATION CAPITAL PROJECT OR PROGRAM

SNOQUALMIE PARKWAY REHABILITATION PROJECT

CIP Project ID: TRN23002CIP
Department: Transportation
Project Status: Other
Project Location: Snoqualmie Parkway
Project Contact: Brian Coleman

Previously Spent: \$0
Current Project Budget: \$6,380,000
Original Budget at CIP Inception: \$6,380,000
Years Project in CIP: 0
Contact Email: bcoleman@ci.snoqualmie.wa.us

Description:

The Snoqualmie Parkway is deteriorating as it ages. Consequently, the goal of this project is to rehabilitate, replace, or reconstruct the totality of the Snoqualmie Parkway and other related right-of-way assets. The project will address high priority maintenance needs including, but not limited to, rehabilitation of the roadway, guardrail, and pedestrian safety railing. The project may also tend to street lighting or traffic signal systems if needed.

Community Impact:

The intent of this project is to maintain the condition of a vital principal arterial connecting the historic downtown to Snoqualmie Ridge, two important state highways (SR 18, SR 202), and one interstate (I-90). This project will help to reduce the long-term cost of major reconstruction by extending the life of the Snoqualmie Parkway.

Photo or Map:**Operating Impact:**

Staff believes that the ongoing provision of this program will reduce the amount of time necessary to maintain streets by approximately 10%. Furthermore, this program will likely reduce the amount of supplies needed annually to pothole patch and crack seal streets.

Budget:

Project Activities	% of Budg.	Total Activity Budget	Previously Spent	2020	2021	2022	2023	2024	2025
Pre Design	0%	\$ -	\$ -	\$ -	\$ -	\$ -	\$ -	\$ -	\$ -
Design	8%	\$ 524,204	\$ -	\$ -	\$ 524,204	\$ -	\$ -	\$ -	\$ -
Construction	68%	\$ 4,368,367	\$ -	\$ -	\$ -	\$ 4,368,367	\$ -	\$ -	\$ -
Const. Manage	10%	\$ 655,255	\$ -	\$ -	\$ -	\$ 655,255	\$ -	\$ -	\$ -
Contingency	13%	\$ 832,174	\$ -	\$ -	\$ 78,631	\$ 753,543	\$ -	\$ -	\$ -
Art	0%	\$ -	\$ -	\$ -	\$ -	\$ -	\$ -	\$ -	\$ -
Other	0%	\$ -	\$ -	\$ -	\$ -	\$ -	\$ -	\$ -	\$ -
TOTAL	100%	\$ 6,380,000	\$ -	\$ -	\$ 602,835	\$ 5,777,165	\$ -	\$ -	\$ -
Operating		\$ (97,500)		\$ -	\$ -	\$ (10,000)	\$ (30,000)	\$ (30,000)	\$ (27,500)

TOTAL PROJECT BUDGET: \$6,380,000

TOTAL OPERATING BUDGET: -\$97,500

Anticipated Funding Mix:

Source	Total Sources	Previously Allocated	2020	2021	2022	2023	2024	2025
City of Snoqualmie	\$ 1,625,178	\$ -	\$ -	\$ 602,835	\$ 1,022,343	\$ -	\$ -	\$ -
WA State Dept. of Transportation	\$ 4,754,822	\$ -	\$ -	\$ -	\$ 4,754,822	\$ -	\$ -	\$ -
TOTAL	\$ 6,380,000	\$ -	\$ -	\$ 602,835	\$ 5,777,165	\$ -	\$ -	\$ -

Fiscal

TOTAL FUNDING SOURCES: \$6,380,000

Notes:

FUTURE FUNDING REQUIREMENTS: \$0

City of Snoqualmie: 2020 to 2025 Capital Improvement Plan



PARKS CAPITAL PROJECT OR PROGRAM

ALL-INCLUSIVE PLAYGROUND PROJECT

CIP Project ID: PAR21003CIP
Department: Parks
Project Status: Pre-Construction
Project Location: 39903 SE Park Street
Project Contact: Brian Krause

Previously Spent: \$3,146
Current Project Budget: \$1,173,805
Original Budget at CIP Inception: \$1,173,805
Years Project in CIP: 0
Contact Email: bkrause@ci.snoqualmie.wa.us

Description:

This project would replace an older playground at Centennial Park with equipment able to serve children of all ages and abilities. It would offer a fully-fenced, secure space for children prone to absconsion, play structures and ramps that are wheelchair accessible, and a smooth padded surface. The playground would exceed American with Disabilities Act (ADA) standards.

Photo or Map:



Community Impact:

The intent of this project is to create the first ever all-inclusive playground in the Snoqualmie Valley affording children of all abilities to grow and thrive together. This project supports Council Goals #3 and #4.

Operating Impact:

Staff believes that an all-inclusive playground will increase the number of visitors to Centennial Park necessitating additional maintenance to the bathrooms, garbage cans, and general area. The time required to complete the additional work is estimated at 10 hours per week.

Budget:

Project Activities	% of Budg.	Total Activity Budget	Previously Spent	2020	2021	2022	2023	2024	2025
Pre Design	0%	\$ -	\$ -	\$ -	\$ -	\$ -	\$ -	\$ -	\$ -
Design	2%	\$ 24,200	\$ 3,146	\$ -	\$ 21,054	\$ -	\$ -	\$ -	\$ -
Construction	77%	\$ 900,000	\$ -	\$ -	\$ -	\$ 900,000	\$ -	\$ -	\$ -
Const. Manage	12%	\$ 135,000	\$ -	\$ -	\$ -	\$ 135,000	\$ -	\$ -	\$ -
Contingency	9%	\$ 105,605	\$ -	\$ -	\$ 2,105	\$ 103,500	\$ -	\$ -	\$ -
Art	1%	\$ 9,000	\$ -	\$ -	\$ -	\$ 9,000	\$ -	\$ -	\$ -
Other	0%	\$ -	\$ -	\$ -	\$ -	\$ -	\$ -	\$ -	\$ -
TOTAL	100%	\$ 1,173,805	\$ 3,146	\$ -	\$ 23,159	\$ 1,147,500	\$ -	\$ -	\$ -
Operating		\$ 95,178		\$ -	\$ -	\$ 22,750	\$ 23,433	\$ 24,135	\$ 24,860

TOTAL PROJECT BUDGET: \$1,173,805

TOTAL OPERATING BUDGET: \$95,178

Anticipated Funding Mix:

Source	Total Sources	Previously Allocated	2020	2021	2022	2023	2024	2025
City of Snoqualmie	\$ 243,805	\$ 3,146	\$ -	\$ 23,159	\$ 217,500	\$ -	\$ -	\$ -
RCO Grant	\$ 500,000	\$ -	\$ -	\$ -	\$ 500,000	\$ -	\$ -	\$ -
Other Grants & Cont.	\$ 400,000	\$ -	\$ -	\$ -	\$ 400,000	\$ -	\$ -	\$ -
Donations	\$ -	\$ -	\$ -	\$ -	\$ 30,000	\$ -	\$ -	\$ -
TOTAL	\$ 1,143,805	\$ 3,146	\$ -	\$ 23,159	\$ 1,147,500	\$ -	\$ -	\$ -

Fiscal Notes: RCO = Washington State Recreation and Conservation Office. Other grants and contributions could come from King County or other local governments.

TOTAL FUNDING SOURCES: \$1,143,805

FUTURE FUNDING REQUIREMENTS: \$0

City of Snoqualmie: 2020 to 2025 Capital Improvement Plan



TRANSPORTATION CAPITAL PROJECT OR PROGRAM

TOWN CENTER IMPROVEMENT PROJECT - PHASE 3

CIP Project ID:	PUW20003CIP	Previously Spent:	\$133,857
Department:	Transportation	Current Project Budget:	\$1,017,314
Project Status:	Design	Original Budget at CIP Inception:	\$1,017,314
Project Location:	SR 202 (Railroad Ave.) btw. Northern St. and the Kimball Creek Bridge		
Project Contact:	Jeff Hamlin	Years Project in CIP:	0
		Contact Email:	jhamlin@ci.snoqualmie.wa.us

Description:

The intent of this project is to design Phase 3 of the Town Center Improvement Project which is intended to reconstruct State Route 202 (Railroad Avenue) between Northern Street and the State Route 202 Bridge. The reconstruction may include upgrades to the adjacent multi-use path, the replacement and relocation of utilities, street lighting, streetscape improvements, traffic calming measures, trail connections, and natural landscaping elements. Upon completion of the design, Council will review the alternatives and determine whether the City should pursue a project in future iterations of the CIP.

Photo or Map:



Community Impact:

Phase 3 of the Town Center Improvement Project will enhance the connection between Snoqualmie Falls to Downtown Snoqualmie. This project is part of a larger infrastructure endeavor in Historic Snoqualmie to replace aging infrastructure, update facilities to meet ADA standards, improve safety, and support the economic and tourism goals of the City of Snoqualmie.

Operating Impact:

The design of this project does not require changes to the operating environment or budget.

Budget:

Project Activities	% of Budg.	Total Activity Budget	Previously Spent	2020	2021	2022	2023	2024	2025
Pre Design	0%	\$ -	\$ -	\$ -	\$ -	\$ -	\$ -	\$ -	\$ -
Design	92%	\$ 937,000	\$ 133,857	\$ 803,143	\$ -	\$ -	\$ -	\$ -	\$ -
Construction	0%	\$ -	\$ -	\$ -	\$ -	\$ -	\$ -	\$ -	\$ -
Const. Manage	0%	\$ -	\$ -	\$ -	\$ -	\$ -	\$ -	\$ -	\$ -
Contingency	8%	\$ 80,314	\$ -	\$ 80,314	\$ -	\$ -	\$ -	\$ -	\$ -
Art	0%	\$ -	\$ -	\$ -	\$ -	\$ -	\$ -	\$ -	\$ -
Other	0%	\$ -	\$ -	\$ -	\$ -	\$ -	\$ -	\$ -	\$ -
TOTAL	100%	\$ 1,017,314	\$ 133,857	\$ 883,457	\$ -	\$ -	\$ -	\$ -	\$ -
Operating		\$ -		\$ -	\$ -	\$ -	\$ -	\$ -	\$ -

TOTAL PROJECT BUDGET: \$1,017,314

TOTAL OPERATING BUDGET: \$0

Anticipated Funding Mix:

Source	Total Sources	Previously Allocated	2020	2021	2022	2023	2024	2025
City of Snoqualmie	\$ 206,809	\$ -	\$ 206,809	\$ -	\$ -	\$ -	\$ -	\$ -
RTCC Grant	\$ 810,505	\$ 133,857	\$ 676,648	\$ -	\$ -	\$ -	\$ -	\$ -
TOTAL	\$ 1,017,314	\$ 133,857	\$ 883,457	\$ -	\$ -	\$ -	\$ -	\$ -

Fiscal

Notes:

RTCC = Rural Town Centers and Corridors. DOT = State Department of Transportation. TIB = Washington State Transportation Improvement Board. The RTCC grant will need approval from the Puget Sound Regional Council.

TOTAL FUNDING SOURCES: \$1,017,314

FUTURE FUNDING REQUIREMENTS: \$0

City of Snoqualmie: 2020 to 2025 Capital Improvement Plan



PARKS CAPITAL PROJECT OR PROGRAM

CENTENNIAL PARK IMPROVEMENTS PROJECT

CIP Project ID: Not Currently Funded
Department: Parks
Project Status: Pre-Design
Project Location: 39903 SE Park Street
Project Contact: Brian Krause

Previously Spent: \$0
Current Project Budget: \$647,571
Original Budget at CIP Inception: \$647,571
Years Project in CIP: 0
Contact Email: bkrause@ci.snoqualmie.wa.us

Description:

As Centennial Park ages, structures will need replacement. The City of Snoqualmie intends to replace a portion of the outer fencing destroyed by elk herds, replace the backstop to three baseball diamonds, repair the picnic shelter, and repair drainage in the outfields.

Photo or Map:



Community Impact:

The intent of these improvements is to preserve the quality and playability of Centennial Park. These improvements will help to decrease elk damage to the fields, minimize rain delays and rain-outs as well as reduce standing water that can cancel games. This project supports Council Goals #3 and #4.

Operating Impact:

These capital improvements will reduce operation hours required to fix field damage. This time will be reallocated for other maintenance needs throughout the city's park network.

Budget:

Project Activities	% of Budg.	Total Activity Budget	Previously Spent	2020	2021	2022	2023	2024	2025
Pre Design	0%	\$ -	\$ -	\$ -	\$ -	\$ -	\$ -	\$ -	\$ -
Design	8%	\$ 52,943	\$ -	\$ -	\$ -	\$ -	\$ -	\$ 52,943	\$ -
Construction	78%	\$ 502,950	\$ -	\$ -	\$ 150,000	\$ -	\$ -	\$ -	\$ 352,950
Const. Manage	4%	\$ 28,236	\$ -	\$ -	\$ -	\$ -	\$ -	\$ -	\$ 28,236
Contingency	9%	\$ 58,413	\$ -	\$ -	\$ 15,000	\$ -	\$ -	\$ 5,294	\$ 38,119
Art	1%	\$ 5,030	\$ -	\$ -	\$ 1,500	\$ -	\$ -	\$ -	\$ 3,530
Other	0%	\$ -	\$ -	\$ -	\$ -	\$ -	\$ -	\$ -	\$ -
TOTAL	100%	\$ 647,571	\$ -	\$ -	\$ 166,500	\$ -	\$ -	\$ 58,237	\$ 422,834
Operating		\$ -		\$ -	\$ -	\$ -	\$ -	\$ -	\$ -

TOTAL PROJECT BUDGET: \$647,571

TOTAL OPERATING BUDGET: \$0

Anticipated Funding Mix:

Source	Total Sources	Previously Allocated	2020	2021	2022	2023	2024	2025
Not Currently Funded	\$ -	\$ -	\$ -	\$ -	\$ -	\$ -	\$ -	\$ -
TOTAL	\$ -	\$ -	\$ -	\$ -	\$ -	\$ -	\$ -	\$ -

Fiscal

TOTAL FUNDING SOURCES: \$0

Notes:

FUTURE FUNDING REQUIREMENTS: \$0

City of Snoqualmie: 2020 to 2025 Capital Improvement Plan



PARKS CAPITAL PROJECT OR PROGRAM

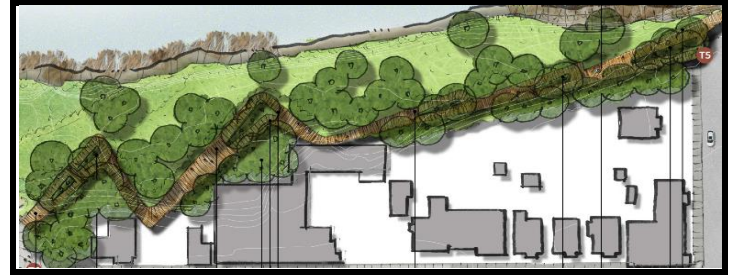
RIVERWALK PH. 3 - FALLS AVE. BOARDWALK

CIP Project ID:	Not Currently Funded	Previously Spent:	\$0
Department:	Community Development	Current Project Budget:	\$7,169,663
Project Status:	Pre-Design	Original Budget at CIP Inception:	\$7,169,663
Project Location:	Sandy Cove Park to Park Avenue	Years Project in CIP:	0
Project Contact:	Nicole Sanders	Contact Email:	nsanders@ci.snoqualmie.wa.us

Description:

This Riverwalk Phase III project will provide an elevated canopy boardwalk starting in Sandy Cove Park, continuing behind businesses along Falls Avenue SE, and connecting with a viewing platform next to the Record Office revetment at the corner of SE River St. and Park Ave SE

Photo or Map:



Community Impact:

The Riverwalk Phase III project would be an iconic, magnetizing structure drawing tourists into Downtown Snoqualmie, support the tourism goals of the City of Snoqualmie. This phase builds on City Council Goal objective to construct a Riverwalk, and Comprehensive Plan policy 3.5.2 to establish a Riverwalk.

Operating Impact:

The additional boardwalk improvement will add to the current landscaping, structural and trail maintenance, and urban forestry work of staff. The time required to complete the additional work is estimated at 5 hours per week. However, increased economic activity from tourism will result in an unknown amount of offsetting revenue.

Budget:

Project Activities	% of Budg.	Total Activity Budget	Previously Spent	2020	2021	2022	2023	2024	2025
Pre Design	0%	\$ -	\$ -	\$ -	\$ -	\$ -	\$ -	\$ -	\$ -
Design	15%	\$ 1,050,372	\$ -	\$ -	\$ -	\$ -	\$ 1,050,372	\$ -	\$ -
Construction	67%	\$ 4,773,217	\$ -	\$ -	\$ -	\$ -	\$ -	\$ -	\$ 4,773,217
Const. Manage	7%	\$ 477,322	\$ -	\$ -	\$ -	\$ -	\$ -	\$ -	\$ 477,322
Contingency	11%	\$ 821,020	\$ -	\$ -	\$ -	\$ -	\$ 105,037	\$ -	\$ 715,983
Art	1%	\$ 47,732	\$ -	\$ -	\$ -	\$ -	\$ -	\$ -	\$ 47,732
Other	0%	\$ -	\$ -	\$ -	\$ -	\$ -	\$ -	\$ -	\$ -
TOTAL	100%	\$ 7,169,663	\$ -	\$ -	\$ -	\$ -	\$ 1,155,409	\$ -	\$ 6,014,253
Operating		\$ 13,000		\$ -	\$ -	\$ -	\$ -	\$ -	\$ 13,000

TOTAL PROJECT BUDGET: \$7,169,663

TOTAL OPERATING BUDGET: \$13,000

Anticipated Funding Mix:

Source	Total Sources	Previously Allocated	2020	2021	2022	2023	2024	2025
Not Currently Funded	\$ -	\$ -	\$ -	\$ -	\$ -	\$ -	\$ -	\$ -
TOTAL	\$ -	\$ -	\$ -	\$ -	\$ -	\$ -	\$ -	\$ -

Fiscal

Notes:

This project would be a good candidate for 1 or 2 RCO (Washington State Recreation and Conversation Office) grants (\$500,000 each), and a direct appropriation of funds from the Washington State Legislature.

TOTAL FUNDING SOURCES: \$0

FUTURE FUNDING REQUIREMENTS: \$0

City of Snoqualmie: 2020 to 2025 Capital Improvement Plan



PARKS CAPITAL PROJECT OR PROGRAM

RAILROAD PARK IMPROVEMENTS

CIP Project ID: Not Currently Funded
Department: Parks
Project Status: Pre-Design
Project Location: 7971 Railroad Avenue
Project Contact: Brian Krause

Previously Spent: \$0
Current Project Budget: \$1,250,265
Original Budget at CIP Inception: \$1,250,265
Years Project in CIP: 0
Contact Email: bkrause@ci.snoqualmie.wa.us

Description:

This project resurfaces the sidewalk that passes through the park, replaces the brick sidewalk, replaces lighting, restores the landscaping, and upgrades the shelter.

Photo or Map:



Community Impact:

The intent of this project is to enhance the quality of the park and its ability to host events and other economic development opportunities. This project supports Council Goals #3 and #4.

Operating Impact:

Staff believes that improvements to Railroad Park will require additional maintenance including increased waste collection, landscaping, and water and electricity usage. The time required to complete the additional work is estimated at 8 hours per week.

Budget:

Project Activities	% of Budg.	Total Activity Budget	Previously Spent	2020	2021	2022	2023	2024	2025
Pre Design	0%	\$ -	\$ -	\$ -	\$ -	\$ -	\$ -	\$ -	\$ -
Design	10%	\$ 120,799	\$ -	\$ -	\$ -	\$ 120,799	\$ -	\$ -	\$ -
Construction	81%	\$ 1,006,655	\$ -	\$ -	\$ -	\$ -	\$ 1,006,655	\$ -	\$ -
Const. Manage	0%	\$ -	\$ -	\$ -	\$ -	\$ -	\$ -	\$ -	\$ -
Contingency	9%	\$ 112,745	\$ -	\$ -	\$ -	\$ 12,080	\$ 100,665	\$ -	\$ -
Art	1%	\$ 10,067	\$ -	\$ -	\$ -	\$ -	\$ 10,067	\$ -	\$ -
Other	0%	\$ -	\$ -	\$ -	\$ -	\$ -	\$ -	\$ -	\$ -
TOTAL	100%	\$ 1,250,265	\$ -	\$ -	\$ -	\$ 132,878	\$ 1,117,387	\$ -	\$ -
Operating		\$ 60,582		\$ -	\$ -	\$ -	\$ 19,600	\$ 20,188	\$ 20,794

TOTAL PROJECT BUDGET: \$1,250,265

TOTAL OPERATING BUDGET: \$60,582

Anticipated Funding Mix:

Source	Total Sources	Previously Allocated	2020	2021	2022	2023	2024	2025
Not Currently Funded	\$ -	\$ -	\$ -	\$ -	\$ -	\$ -	\$ -	\$ -
TOTAL	\$ -	\$ -	\$ -	\$ -	\$ -	\$ -	\$ -	\$ -

Fiscal

TOTAL FUNDING SOURCES: \$0

Notes:

FUTURE FUNDING REQUIREMENTS: \$0



TRANSPORTATION CAPITAL PROJECT OR PROGRAM

RIDGE MARKETPLACE PLACEMAKING PROJECT

CIP Project ID: Currently Not Funded
Department: Community Development
Project Status: Pre-Design
Project Location: Center Boulevard SE
Project Contact: Nicole Sanders

Previously Spent: \$0
Current Project Budget: \$392,875
Original Budget at CIP Inception: \$392,875
Contact Email: nsanders@ci.snoqualmie.wa.us

Years Project in CIP: 0

Description:

This project installs a red gateway arch over Center Boulevard SE at the entrance to the Snoqualmie Ridge Marketplace and adds amenities such as the installation of lights suspended across the street, banners, pedestrian benches, and additional flowering baskets. The arch would use an artistically designed metal base with cutout elements representative of the neighborhood and commercial district.

Community Impact:

The intent of this project is to help solidify the identity of the Snoqualmie Ridge Marketplace, making it more visible to vehicles on the Snoqualmie Parkway, attractive to visitors, and more amenable to community events. These features will encourage healthy economic development and enhance the local quality of life.

Photo or Map:



Operating Impact:

The new features added to Center Boulevard SE will require additional maintenance including, waste collection, landscaping, and repair work. The time required to complete the additional work is estimated at 24 hours per week.

Budget:

Project Activities	% of Budg.	Total Activity Budget	Previously Spent	2020	2021	2022	2023	2024	2025
Pre Design	0%	\$ -	\$ -	\$ -	\$ -	\$ -	\$ -	\$ -	\$ -
Design	13%	\$ 50,000	\$ -	\$ 50,000	\$ -	\$ -	\$ -	\$ -	\$ -
Construction	67%	\$ 265,000	\$ -	\$ -	\$ 265,000	\$ -	\$ -	\$ -	\$ -
Const. Manage	10%	\$ 39,750	\$ -	\$ -	\$ 39,750	\$ -	\$ -	\$ -	\$ -
Contingency	9%	\$ 35,475	\$ -	\$ 5,000	\$ 30,475	\$ -	\$ -	\$ -	\$ -
Art	1%	\$ 2,650	\$ -	\$ -	\$ 2,650	\$ -	\$ -	\$ -	\$ -
Other	0%	\$ -	\$ -	\$ -	\$ -	\$ -	\$ -	\$ -	\$ -
TOTAL	100%	\$ 392,875	\$ -	\$ 55,000	\$ 337,875	\$ -	\$ -	\$ -	\$ -
Operating		\$ 298,575		\$ -	\$ 56,238	\$ 57,925	\$ 59,663	\$ 61,453	\$ 63,296

TOTAL PROJECT BUDGET: \$392,875

TOTAL OPERATING BUDGET: \$298,575

Anticipated Funding Mix:

Source	Total Sources	Previously Allocated	2020	2021	2022	2023	2024	2025
Currently Not Funded	\$ -	\$ -	\$ -	\$ -	\$ -	\$ -	\$ -	\$ -
TOTAL	\$ -	\$ -	\$ -	\$ -	\$ -	\$ -	\$ -	\$ -

Fiscal

Notes:

TOTAL FUNDING SOURCES: \$0

FUTURE FUNDING REQUIREMENTS: \$0

City of Snoqualmie: 2020 to 2025 Capital Improvement Plan



PARKS CAPITAL PROJECT OR PROGRAM

SWENSON PARK BASEBALL FIELD PROJECT

CIP Project ID: Not Currently Funded
Department: Parks
Project Status: Pre-Design
Project Location: 35007 SE Swenson Street
Project Contact: Brian Krause

Previously Spent: \$0
Current Project Budget: \$558,476
Original Budget at CIP Inception: \$558,476
Years Project in CIP: 0
Contact Email: bkrause@ci.snoqualmie.wa.us

Description:

This project replaces the current baseball diamond with a new synthetic infield and repairs drainage in the outfield.

Photo or Map:



Community Impact:

The intent of this project is to preserve the quality and playability of the baseball diamond at Swenson Park. This project will help to minimize rain delays and rain-outs as well as reduce standing water that can cancel games. This project supports Council Goals #3 and #4.

Operating Impact:

Staff believes that a new synthetic infield at Swenson Park will eliminate approximately 476 hours annually of infield maintenance. The City anticipates generating an unknown amount of revenue from athletic organizations who could use Swenson Park, due to the new synthetic infield, more frequently.

Budget:

Project Activities	% of Budg.	Total Activity Budget	Previously Spent	2020	2021	2022	2023	2024	2025
Pre Design	0%	\$ -	\$ -	\$ -	\$ -	\$ -	\$ -	\$ -	\$ -
Design	8%	\$ 46,155	\$ -	\$ 46,155	\$ -	\$ -	\$ -	\$ -	\$ -
Construction	83%	\$ 461,550	\$ -	\$ -	\$ 271,500	\$ 190,050	\$ -	\$ -	\$ -
Const. Manage	0%	\$ -	\$ -	\$ -	\$ -	\$ -	\$ -	\$ -	\$ -
Contingency	8%	\$ 46,155	\$ -	\$ -	\$ 27,150	\$ 19,005	\$ -	\$ -	\$ -
Art	1%	\$ 4,616	\$ -	\$ -	\$ 2,715	\$ 1,901	\$ -	\$ -	\$ -
Other	0%	\$ -	\$ -	\$ -	\$ -	\$ -	\$ -	\$ -	\$ -
TOTAL	100%	\$ 558,476	\$ -	\$ 46,155	\$ 301,365	\$ 210,956	\$ -	\$ -	\$ -
Operating		\$ (80,869)		\$ -	\$ (15,232)	\$ (15,689)	\$ (16,160)	\$ (16,644)	\$ (17,144)

TOTAL PROJECT BUDGET: \$558,476

TOTAL OPERATING BUDGET: -\$80,869

Anticipated Funding Mix:

Source	Total Sources	Previously Allocated	2020	2021	2022	2023	2024	2025
Not Currently Funded	\$ -	\$ -	\$ -	\$ -	\$ -	\$ -	\$ -	\$ -
TOTAL	\$ -	\$ -	\$ -	\$ -	\$ -	\$ -	\$ -	\$ -

Fiscal

TOTAL FUNDING SOURCES: \$0

Notes:

FUTURE FUNDING REQUIREMENTS: \$0

City of Snoqualmie: 2020 to 2025 Capital Improvement Plan



TRANSPORTATION CAPITAL PROJECT OR PROGRAM

NORTHERN STREET CULVERT PROJECT

CIP Project ID: Currently Not Funded
Department: Community Development
Project Status: Pre-Design
Project Location: SE Northern St.
Project Contact: Nicole Sanders

Previously Spent: \$45,000
Current Project Budget: \$4,002,414
Original Budget at CIP Inception: \$4,002,414
Years Project in CIP: 0
Contact Email: nsanders@ci.snoqualmie.wa.us

Description:

This project would elevate a six-foot depression in the roadway of SE Northern Street that incurs regular flooding. The project would replace current water passage facilities with either one five foot or two two and a half feet culverts, elevating the roadway, and providing pedestrian access (sidewalk) on one side of the road.

Photo or Map:



Community Impact:

This segment of SE Northern St. is one of two entry roads to the Northern St. neighborhood, providing access to approximately 25 residences daily. However, the City is forced to close this street section semi-regularly when floodwaters top the road, causing public safety and access issues. The current road also has no pedestrian facilities and poor visibility resulting in additional public safety concerns.

Operating Impact:

This program does not require changes to the operating environment or budget.

Budget:

Project Activities	% of Budg.	Total Activity Budget	Previously Spent	2020	2021	2022	2023	2024	2025
Pre Design	1%	\$ 45,000	\$ 45,000	\$ -	\$ -	\$ -	\$ -	\$ -	\$ -
Design	12%	\$ 500,000	\$ -	\$ 500,000	\$ -	\$ -	\$ -	\$ -	\$ -
Construction	62%	\$ 2,500,000	\$ -	\$ -	\$ -	\$ 2,500,000	\$ -	\$ -	\$ -
Const. Manage	9%	\$ 375,000	\$ -	\$ -	\$ -	\$ 375,000	\$ -	\$ -	\$ -
Contingency	14%	\$ 550,000	\$ -	\$ 50,000	\$ -	\$ 500,000	\$ -	\$ -	\$ -
Art	0%	\$ -	\$ -	\$ -	\$ -	\$ -	\$ -	\$ -	\$ -
Other	1%	\$ 32,414	\$ -	\$ -	\$ -	\$ 32,414	\$ -	\$ -	\$ -
TOTAL	100%	\$ 4,002,414	\$ 45,000	\$ 550,000	\$ -	\$ 3,407,414	\$ -	\$ -	\$ -
Operating		\$ -		\$ -	\$ -	\$ -	\$ -	\$ -	\$ -

TOTAL PROJECT BUDGET: \$4,002,414

TOTAL OPERATING BUDGET: \$0

Anticipated Funding Mix:

Source	Total Sources	Previously Allocated	2020	2021	2022	2023	2024	2025
Currently Not Funded	\$ -	\$ -	\$ -	\$ -	\$ -	\$ -	\$ -	\$ -
TOTAL	\$ -	\$ -	\$ -	\$ -	\$ -	\$ -	\$ -	\$ -

Fiscal Notes: The cost estimate of this project is subject to greater fluctuation than others because permitting agencies may require project features (ie. greater crossing span) that could drastically alter the cost of the improvement. 52

TOTAL FUNDING SOURCES: \$0

FUTURE FUNDING REQUIREMENTS: \$0

City of Snoqualmie: 2020 to 2025 Capital Improvement Plan



PARKS CAPITAL PROJECT OR PROGRAM

KIMBALL CREEK VILLAGE TRAIL PROJECT

CIP Project ID: Not Currently Funded
Department: Parks
Project Status: Pre-Design
Project Location: Better Way SE
Project Contact: Brian Krause

Previously Spent: \$0
Current Project Budget: \$1,159,767
Original Budget at CIP Inception: \$1,159,767
Years Project in CIP: 0
Contact Email: bkrause@ci.snoqualmie.wa.us

Description:

This project will complete the original design for Kimball Creek Village with a trail that connects Better Way SE to the Centennial Trail on State Route 202.

Photo or Map:



Community Impact:

This new trail would enhance the connection between the Village and Downtown Snoqualmie and allow residents of the Village the opportunity to explore a serene natural environment adjacent to Kimball Creek

Operating Impact:

The City of Snoqualmie will need to provide regular maintenance for this new section of trail to preserve the condition of the asset. The time required to complete the additional work is estimated at 4 hours per week.

Budget:

Project Activities	% of Budg.	Total Activity Budget	Previously Spent	2020	2021	2022	2023	2024	2025
Pre Design	0%	\$ -	\$ -	\$ -	\$ -	\$ -	\$ -	\$ -	\$ -
Design	10%	\$ 118,103	\$ -	\$ -	\$ -	\$ 118,103	\$ -	\$ -	\$ -
Construction	68%	\$ 787,350	\$ -	\$ -	\$ -	\$ -	\$ 787,350	\$ -	\$ -
Const. Manage	12%	\$ 141,723	\$ -	\$ -	\$ -	\$ -	\$ 141,723	\$ -	\$ -
Contingency	9%	\$ 104,718	\$ -	\$ -	\$ -	\$ 11,810	\$ 92,907	\$ -	\$ -
Art	1%	\$ 7,874	\$ -	\$ -	\$ -	\$ -	\$ 7,874	\$ -	\$ -
Other	0%	\$ -	\$ -	\$ -	\$ -	\$ -	\$ -	\$ -	\$ -
TOTAL	100%	\$ 1,159,767	\$ -	\$ -	\$ -	\$ 129,913	\$ 1,029,854	\$ -	\$ -
Operating		\$ 28,127		\$ -	\$ -	\$ -	\$ 9,100	\$ 9,373	\$ 9,654

TOTAL PROJECT BUDGET: \$1,159,767

TOTAL OPERATING BUDGET: \$28,127

Anticipated Funding Mix:

Source	Total Sources	Previously Allocated	2020	2021	2022	2023	2024	2025
Not Currently Funded	\$ -	\$ -	\$ -	\$ -	\$ -	\$ -	\$ -	\$ -
TOTAL	\$ -	\$ -	\$ -	\$ -	\$ -	\$ -	\$ -	\$ -

Fiscal

TOTAL FUNDING SOURCES: \$0

Notes:

FUTURE FUNDING REQUIREMENTS: \$0

City of Snoqualmie: 2020 to 2025 Capital Improvement Plan



PARKS CAPITAL PROJECT OR PROGRAM

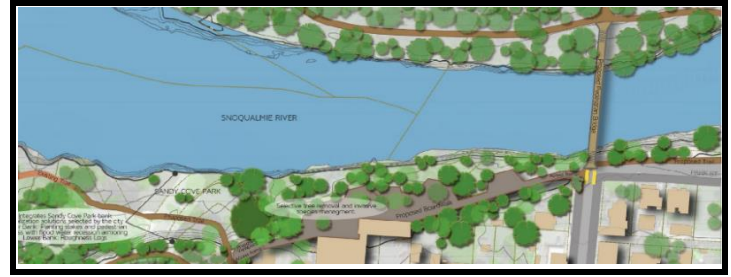
RIVERWALK PEDESTRIAN BRIDGE PROJECT

CIP Project ID:	Not Currently Funded	Previously Spent:	\$0
Department:	Community Development	Current Project Budget:	\$4,993,483
Project Status:	Pre-Design	Original Budget at CIP Inception:	\$4,993,483
Project Location:	SE River Street & Park Avenue SE	Years Project in CIP:	0
Project Contact:	Nicole Sanders	Contact Email:	nsanders@ci.snoqualmie.wa.us

Description:

The conceptual Snoqualmie Riverwalk Master Plan proposed a Snoqualmie River pedestrian bridge at the intersection of SE River St. and Park Avenue SE. This project would study, design, and construct a structure spanning the Snoqualmie River to the opposite side of the river bank from Downtown Snoqualmie and connect into the City's Riverwalk trail system.

Photo or Map:



Community Impact:

The intent of this project is to construct a prime attraction for the Snoqualmie Riverwalk, helping attract tourism activity to the Downtown and activating a feature that would stimulate circulation through the Riverwalk and City trail system.

Operating Impact:

The construction of this bridge will require an inspection every other year, painting and general maintenance work, as well as motion studies from time-to-time to ensure the stability of the structure.

Budget:

Project Activities	% of Budg.	Total Activity Budget	Previously Spent	2020	2021	2022	2023	2024	2025
Pre Design	1%	\$ 49,847	\$ -	\$ 49,847	\$ -	\$ -	\$ -	\$ -	\$ -
Design	13%	\$ 660,689	\$ -	\$ -	\$ 660,689	\$ -	\$ -	\$ -	\$ -
Construction	66%	\$ 3,303,446	\$ -	\$ -	\$ -	\$ 3,303,446	\$ -	\$ -	\$ -
Const. Manage	10%	\$ 495,517	\$ -	\$ -	\$ -	\$ 495,517	\$ -	\$ -	\$ -
Contingency	9%	\$ 450,950	\$ -	\$ 4,985	\$ 66,069	\$ 379,896	\$ -	\$ -	\$ -
Art	1%	\$ 33,034	\$ -	\$ -	\$ -	\$ 33,034	\$ -	\$ -	\$ -
Other	0%	\$ -	\$ -	\$ -	\$ -	\$ -	\$ -	\$ -	\$ -
TOTAL	100%	\$ 4,993,483	\$ -	\$ 54,832	\$ 726,758	\$ 4,211,894	\$ -	\$ -	\$ -
Operating		\$ 22,500		\$ -	\$ -	\$ -	\$ 5,000	\$ 12,500	\$ 5,000

TOTAL PROJECT BUDGET: \$4,993,483

TOTAL OPERATING BUDGET: \$22,500

Anticipated Funding Mix:

Source	Total Sources	Previously Allocated	2020	2021	2022	2023	2024	2025
Not Currently Funded	\$ -	\$ -	\$ -	\$ -	\$ -	\$ -	\$ -	\$ -
TOTAL	\$ -	\$ -	\$ -	\$ -	\$ -	\$ -	\$ -	\$ -

Fiscal

TOTAL FUNDING SOURCES: \$0

Notes:

FUTURE FUNDING REQUIREMENTS: \$0

City of Snoqualmie: 2020 to 2025 Capital Improvement Plan



PARKS CAPITAL PROJECT OR PROGRAM

STELLER PARK BASEBALL FIELD PROJECT

CIP Project ID: Not Currently Funded
Department: Parks
Project Status: Pre-Design
Project Location: 34506 SE Steller Way
Project Contact: Brian Krause

Previously Spent: \$0
Current Project Budget: \$143,319
Original Budget at CIP Inception: \$143,319
Years Project in CIP: 0
Contact Email: bkrause@ci.snoqualmie.wa.us

Description:

This project makes improvements to the baseball field at Steller Park including the addition of an outfield fence to better serve organized baseball and softball organizations.

Photo or Map:



Community Impact:

The intent of this project is to preserve the quality and playability of the baseball field at Steller Park. This project will help to minimize rain delays and rain-outs as well as increase youth enjoyment at little league games with the addition of an outfield fence. This project supports Council Goals #3 and #4.

Operating Impact:

Staff does not believe that this project will result in any additional maintenance beyond the level currently provided.

Budget:

Project Activities	% of Budg.	Total Activity Budget	Previously Spent	2020	2021	2022	2023	2024	2025
Pre Design	0%	\$ -	\$ -	\$ -	\$ -	\$ -	\$ -	\$ -	\$ -
Design	8%	\$ 11,845	\$ -	\$ -	\$ -	\$ -	\$ 11,845	\$ -	\$ -
Construction	83%	\$ 118,446	\$ -	\$ -	\$ -	\$ -	\$ -	\$ 118,446	\$ -
Const. Manage	0%	\$ -	\$ -	\$ -	\$ -	\$ -	\$ -	\$ -	\$ -
Contingency	8%	\$ 11,845	\$ -	\$ -	\$ -	\$ -	\$ -	\$ 11,845	\$ -
Art	1%	\$ 1,184	\$ -	\$ -	\$ -	\$ -	\$ -	\$ 1,184	\$ -
Other	0%	\$ -	\$ -	\$ -	\$ -	\$ -	\$ -	\$ -	\$ -
TOTAL	100%	\$ 143,319	\$ -	\$ -	\$ -	\$ -	\$ 11,845	\$ 131,475	\$ -
Operating		\$ -		\$ -	\$ -	\$ -	\$ -	\$ -	\$ -

TOTAL PROJECT BUDGET: \$143,319

TOTAL OPERATING BUDGET: \$0

Anticipated Funding Mix:

Source	Total Sources	Previously Allocated	2020	2021	2022	2023	2024	2025
Not Currently Funded	\$ -	\$ -	\$ -	\$ -	\$ -	\$ -	\$ -	\$ -
TOTAL	\$ -	\$ -	\$ -	\$ -	\$ -	\$ -	\$ -	\$ -

Fiscal

TOTAL FUNDING SOURCES: \$0

Notes:

FUTURE FUNDING REQUIREMENTS: \$0

City of Snoqualmie: 2020 to 2025 Capital Improvement Plan



PARKS CAPITAL PROJECT OR PROGRAM

JEANNE HANSEN PARK LIGHTS PROJECT

CIP Project ID: Not Currently Funded
Department: Parks
Project Status: Pre-Design
Project Location: 34226 SE Jacobia Street
Project Contact: Brian Krause

Previously Spent: \$0
Current Project Budget: \$870,000
Original Budget at CIP Inception: \$870,000
Years Project in CIP: 0
Contact Email: bkrause@ci.snoqualmie.wa.us

Description:

This project would install lighting infrastructure to the athletic fields at Jeanne Hansen Park.

Photo or Map:



Community Impact:

The intent of this project is to increase the usability of the athletic fields, allowing for evening recreational opportunities. The Comprehensive Plan requires the City of Snoqualmie to maintain exterior lighting standards that promote a dark sky. The installation and use of lights at Jeanne Hansen Park would follow these standards.

Operating Impact:

Staff will need to paint or repair the lighting infrastructure regularly to preserve the condition of the asset. The City anticipates generating an unknown amount of offsetting revenue from athletic organizations who use Jeanne Hansen Park in the evening for practice or games.

Budget:

Project Activities	% of Budg.	Total Activity Budget	Previously Spent	2020	2021	2022	2023	2024	2025
Pre Design	0%	\$ -	\$ -	\$ -	\$ -	\$ -	\$ -	\$ -	\$ -
Design	4%	\$ 37,500	\$ -	\$ -	\$ 37,500	\$ -	\$ -	\$ -	\$ -
Construction	86%	\$ 750,000	\$ -	\$ -	\$ 750,000	\$ -	\$ -	\$ -	\$ -
Const. Manage	0%	\$ -	\$ -	\$ -	\$ -	\$ -	\$ -	\$ -	\$ -
Contingency	9%	\$ 75,000	\$ -	\$ -	\$ 75,000	\$ -	\$ -	\$ -	\$ -
Art	1%	\$ 7,500	\$ -	\$ -	\$ 7,500	\$ -	\$ -	\$ -	\$ -
Other	0%	\$ -	\$ -	\$ -	\$ -	\$ -	\$ -	\$ -	\$ -
TOTAL	100%	\$ 870,000	\$ -	\$ -	\$ 870,000	\$ -	\$ -	\$ -	\$ -
Operating		\$ -		\$ -	\$ -	\$ -	\$ -	\$ -	\$ -

TOTAL PROJECT BUDGET: \$870,000

TOTAL OPERATING BUDGET: \$0

Anticipated Funding Mix:

Source	Total Sources	Previously Allocated	2020	2021	2022	2023	2024	2025
Not Currently Funded	\$ -	\$ -	\$ -	\$ -	\$ -	\$ -	\$ -	\$ -
TOTAL	\$ -	\$ -	\$ -	\$ -	\$ -	\$ -	\$ -	\$ -

Fiscal

TOTAL FUNDING SOURCES: \$0

Notes:

FUTURE FUNDING REQUIREMENTS: \$0