



ANNUAL REPORT

2019

Proudly serving the City of Snoqualmie, Echo Glenn Children's Center, and the Upper Snoqualmie Valley through mutual aid agreements.

TABLE OF CONTENTS

Contents

Fire Chief's Messages	Page 1
Fire Department Responses	Page 2
Property Loss	Page 4
Training	Page 5
Finances	Page 6
Fire Prevention, Outreach and Community Risk Reduction	Page 8
Volunteerism	Page 9
Emergency Management	Page 10

SNOQUALMIE FIRE DEPARTMENT ANNUAL REPORT

Message from the Fire Chief

It is with great pride that I present the 2019 Fire Department Annual Report. The following is a culmination displaying the outstanding work performed by the firefighters and administrative staff within the department. All fire department staff are committed to providing the highest level of service to the community and anyone we respond to.

This year was another exciting year for the Department. First and foremost, the firefighters responded to over 1,100 incidents. The growth within the community and the upper Snoqualmie Valley has increased the demand for service and has required us to respond to more and more incidents. While this is an exciting statistic, the fire department has been forced to evaluate the programs we provide and adjust to accommodate for this growth.

This year the Fire Department continued its pursuit of excellence by becoming an accredited agency. The accreditation process is through the Center for Public Safety Excellence (CPSE) and requires fire department staff to document over 230 performance indicators and prove to an outside peer evaluation team that we are a credible agency. In September, the Department took one step closer to achieving this goal when a CPSE Peer Team was assigned to review our efforts. After their initial review, the Peer Team agreed to fly and see if the Department documents were credible throughout the agency and its culture. The team arrived in early 2019 and found the Agency credible. Our final step occurred in early March when the Mayor, Councilmember Katherine Ross, and other fire department staff traveled to Anaheim, CA to defend our work in front of the Accreditation Commission. I am very happy and proud to announce that the Commission unanimously approved the Snoqualmie Fire Department as an Accredited Agency. This accreditation places the Department in the top 1% of all fire departments worldwide, and the first combination career/volunteer fire department in Washington State.

Also, in 2019, the firefighters trained over 3,418.3 hours, and provided public education and community risk reducing events reaching 1,840 people. Additionally, the department marshalled its new-in-2017 fire inspection program where stores and businesses are evaluated for codes compliance. This program led to the inspection 280 businesses and addressing over 400 violations throughout the community.

On behalf of all the firefighters and emergency responders, please accept our appreciation for another remarkable year. It has been a pleasure serving all of you.

Sincerely,



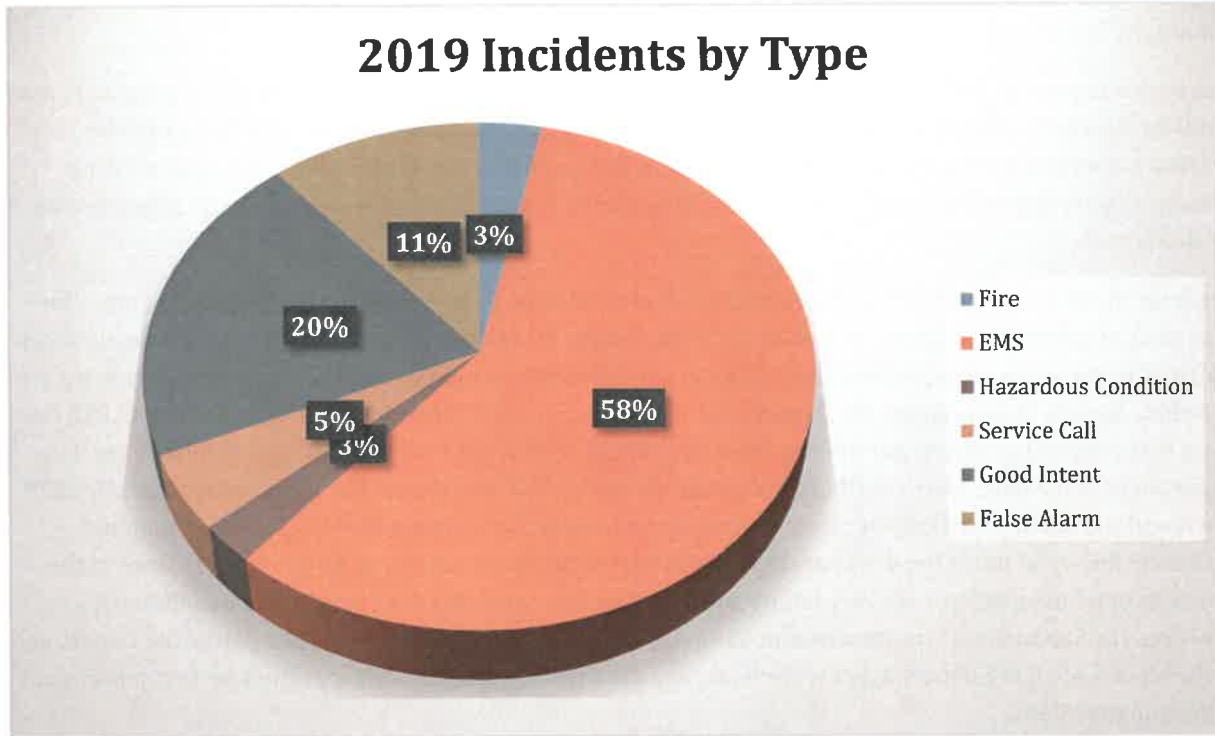
Mark Correira
Fire Chief / Emergency Management Director



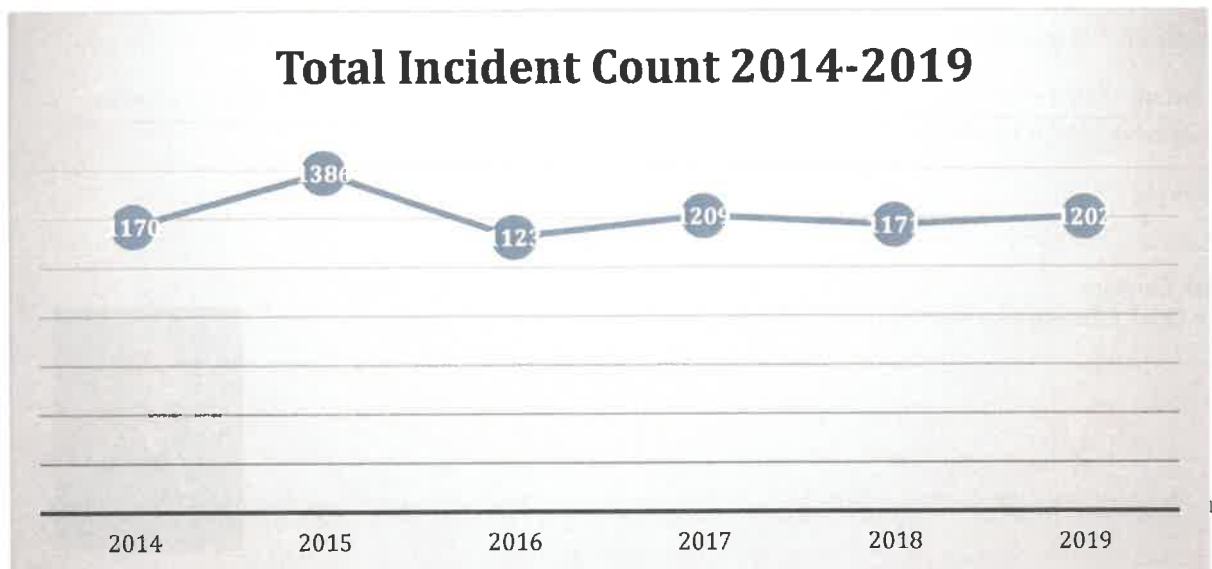
SNOQUALMIE FIRE DEPARTMENT ANNUAL REPORT

Fire Department Responses

The fire department responded to 1,201 incidents in 2019. Sixty-one (58%) of all incidents were for emergency medical services. The chart below breaks out these incidents by type.

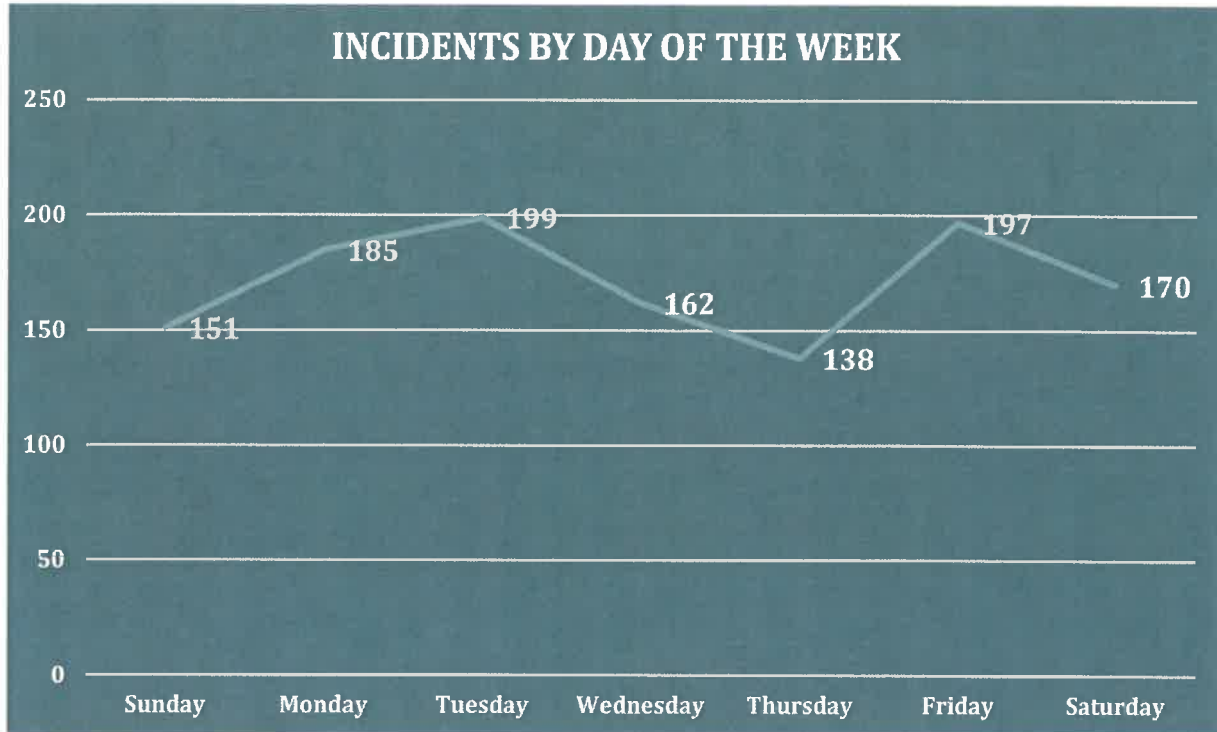


The fire department saw a 2.3% increase in incident volume from the previous year. The chart below trends incident volumes from 2014-2019.

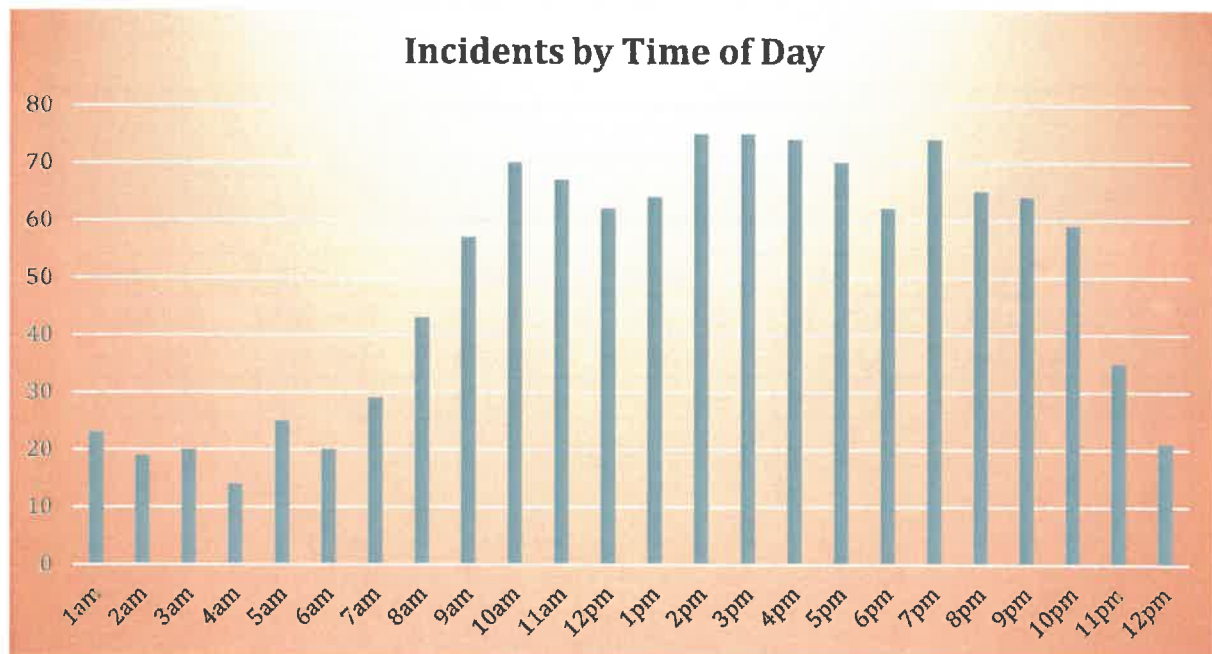


Incident volumes are consistent throughout the week with the most incidents occurring on Tuesday, and the least on Thursdays. The chart below shows incident volumes by the day of the week.

SNOQUALMIE FIRE DEPARTMENT ANNUAL REPORT



Incident volumes vary by time of the day with the peak-time being between the hours of 2PM and 7PM, and the valley-hours between midnight and 0400. The following chart shows incidents by the time of the day.

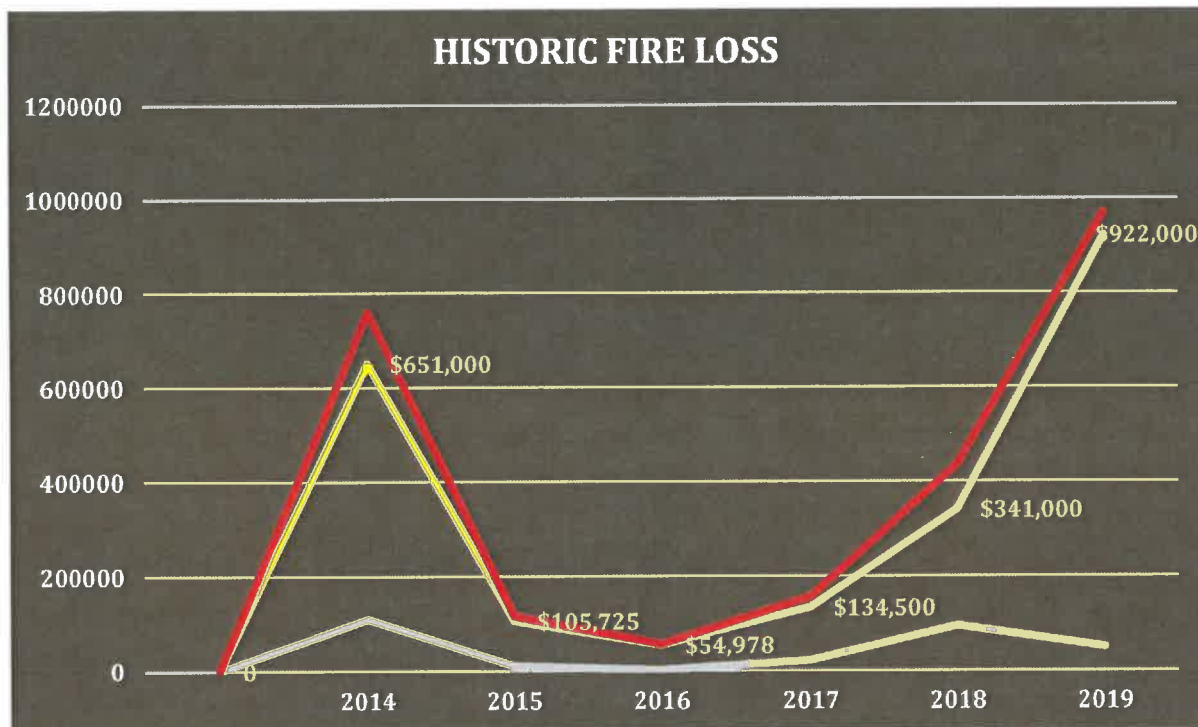


SNOQUALMIE FIRE DEPARTMENT ANNUAL REPORT

PROPERTY LOSS CHARTS

For reporting purposes, fire loss is broken into two categories: property and contents. Property describes physical properties such as cars, house, etc. Contents describe items that are not part of the structure but perish in the incident. In 2018, the fire loss totaled \$341,000; an increase from the previous year of \$279,850 (est.). Most of the fire loss for 2018 came from two structure fire incidents.

The following chart compares the annual fire loss by year:



	2014	2015	2016	2017	2018	2019
Property	\$651,000	\$105,725	\$54,978	\$134,500	\$341,000	\$922,000
Contents	\$110,100	\$10,000	\$1,450	\$21,650	\$95,000	\$50,100
TOTAL	\$761,100	\$115,725	\$56,428	\$156,150	\$436,000	\$972,100

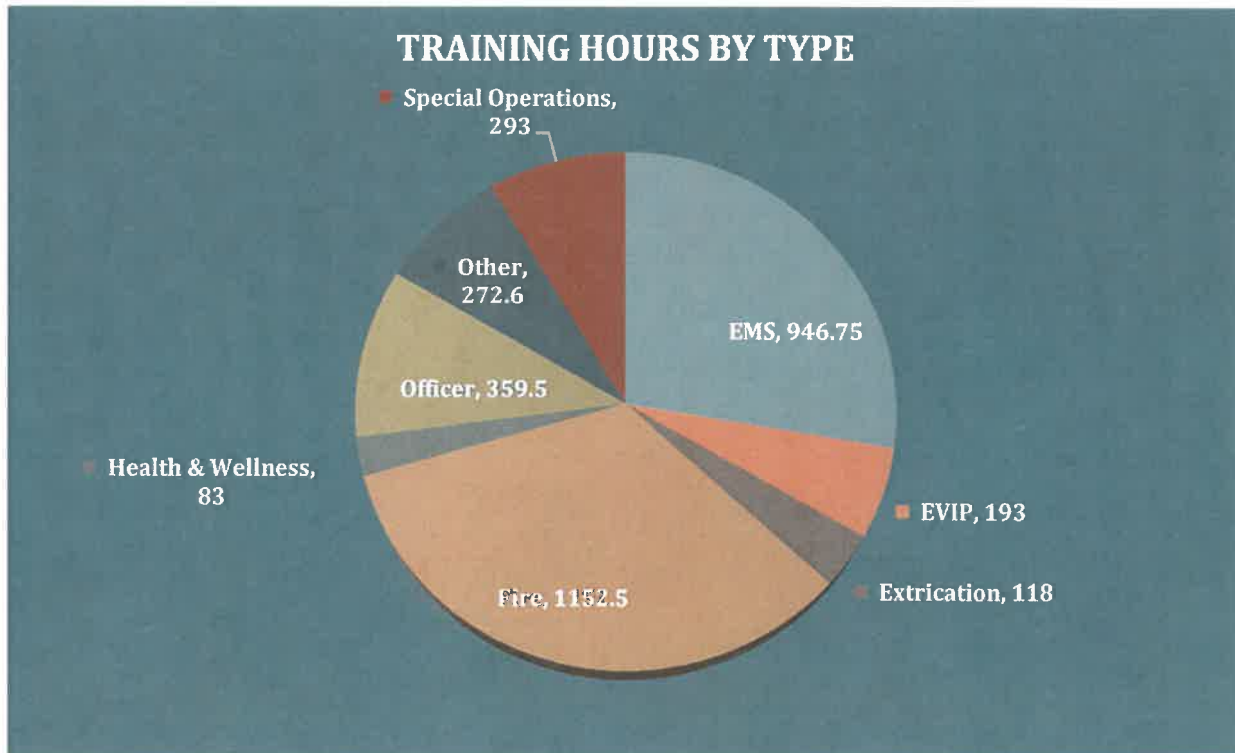
SNOQUALMIE FIRE DEPARTMENT ANNUAL REPORT

Fire Department Training

The Fire Department trained for 3,418.3 hours in 2019, a decrease of 1586.7 hours from the previous year. The primary reason for this drop was the Department transitioned to a new training consortium, learning management system, and tracking tool which doesn't track some training activity that was tracked in the previous system. The following chart displays this data point:



Training sessions were broken into groups that best fit the type of training being performed. Training types included Fire, EMS, Extrication, Special Operations, Emergency Vehicle Incident Prevention (EVIP), Health and Wellness and Other. The following chart displays the training by session by hours.

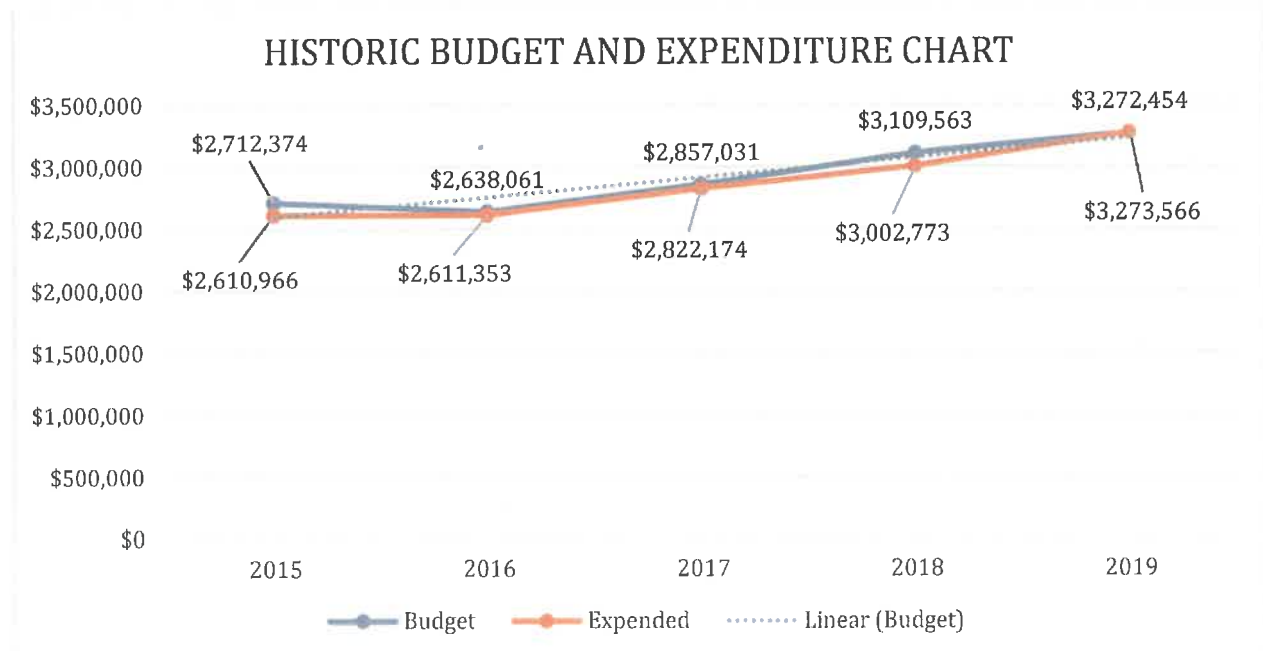


SNOQUALMIE FIRE DEPARTMENT ANNUAL REPORT

Fire Department Finances

Budget and Expenses

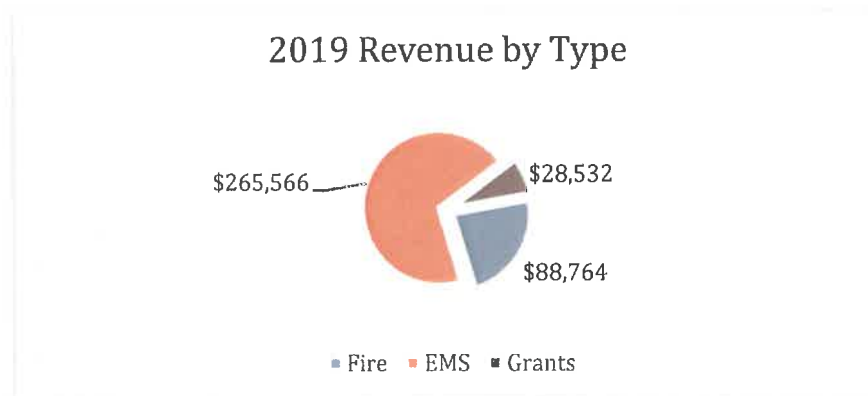
The 2019 Fire Department Budget* was approved at \$3,272,454; a 5% increase from 2018. For this same time period the Department expended \$3,273,566 – an average of \$1,112. 2019 Marks the middle of the biennium (2-year budget) and a budget adjustment will likely occur in 2020 to address this overage.



* Fire Department Budget includes Emergency Management Program Budget.

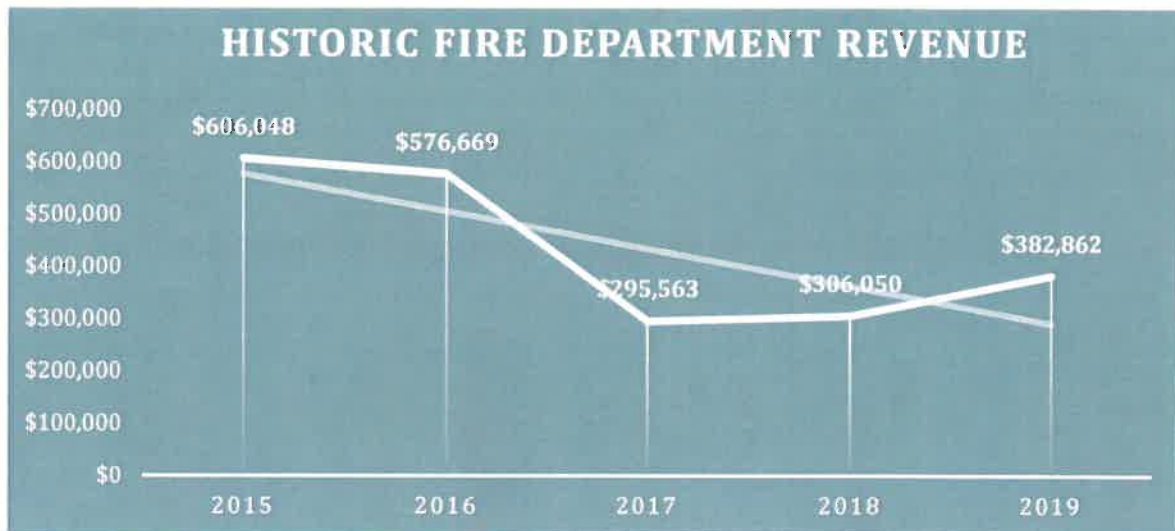
Revenue

The Fire Department generated \$382,862 in revenue in 2019. Fire Department revenue is broken into three categories: fire, EMS and grants. The fire category captures fees generated from fire protection services; grants captures funds received through annual or periodic grants; and EMS revenue comes from EMS transport fees and the King County BLS EMS allocation from the King County EMS Levy. The following chart displays these funds:



SNOQUALMIE FIRE DEPARTMENT ANNUAL REPORT

The fire service revenue has ebbed and flowed over the past seven years. The fluctuation between 2016 and 2017 in the following chart was caused by fire protection service contracts.



A historical look at the types of revenue below displays the decrease in fire related revenue in 2016, but an increase of near \$50,000 in 2019. A large portion of this increase was from a firefighter deployment to California in which the State reimburses the City for the firefighter's staff time and backfill. In 2019, there was also an increase in EMS revenue primarily from an increase in funds from King County EMS to provide EMS services.

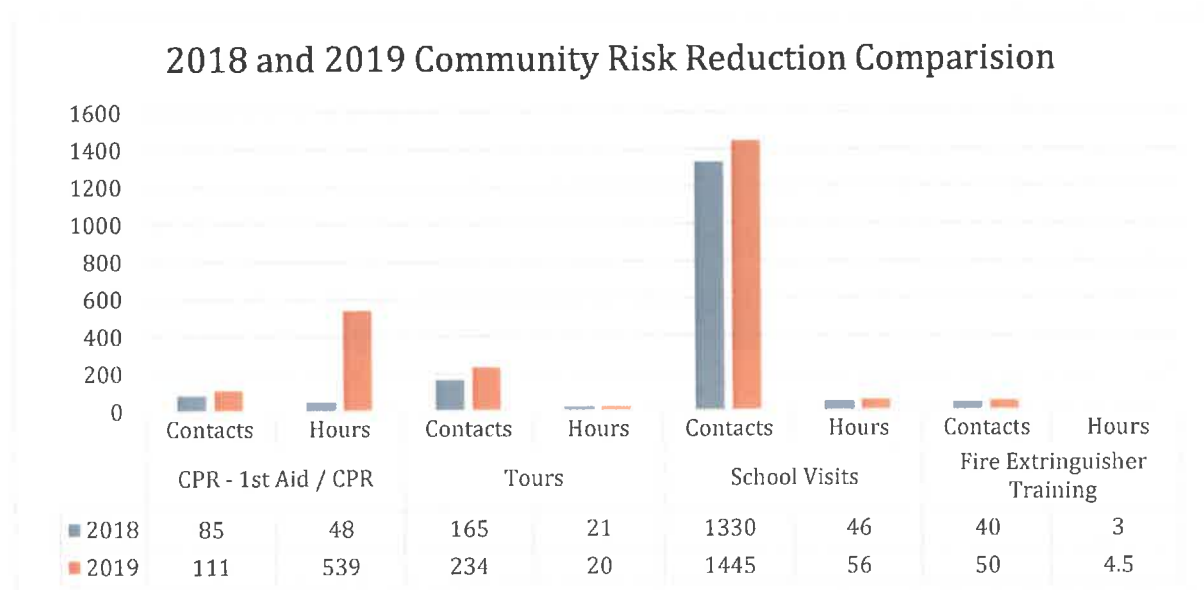
Historical Comparison Revenue



SNOQUALMIE FIRE DEPARTMENT ANNUAL REPORT

Fire Prevention and Outreach

An ounce of prevention is worth a pound of cure, and if it's predictable – its preventable. This mantra is why the Department spends a portion of its time investing in fire prevention and outreach programs. Included in these activities are fire safety talks with elementary schools, CPR training, first aid training, school visits to the fire station, fire extinguisher training, high school career shadow programs, and community events. In 2019, the department invested 117 hours, and reached 2,218 people. The following chart breaks out these activities:



Fire Inspections

In October of 2017, the department celebrated its first year of the Fire Inspections Program*. In 2018, the Department focused on capturing missed business and streamlining the process. This enhancement brought firefighters into businesses and storefronts to affirm all business were being inspected. In total, the department inspected over 80 businesses.

The following table provides a historical view of the fire inspection program:

	2017	2018	2019
Completed Business/Building Inspections	80	173	280
Violations	NA	257	406

* In 2005, the City returned these inspections to the Building Department.

SNOQUALMIE FIRE DEPARTMENT ANNUAL REPORT

Volunteerism

Volunteers play a vital role for the Snoqualmie Fire Department. At the end of 2019, the department had a total of 19 volunteers. Our volunteers provide a variety of services complimenting career staff including filling shifts, teaching CPR classes and various other community outreach activities. In 2019, volunteers provided 5,987 hours of support. By comparison, a career firefighter in a year will complete 2928 hours of service (not including overtime or call-backs). As such, the combined hours of the volunteers equate to 1.58 FTE career firefighter.

The volunteer hours also demonstrate a financial benefit to the department. Given an average hourly salary of an FTE career firefighter at \$57.81/hour, the combined volunteer hours reflect a salary savings of \$346,108.47 (not including benefits).

Here is a chart reflecting the cost benefits of the volunteer staff:

Total # of Volunteers	19
Average FTE Hourly Rate	\$57.81
2019 Volunteer Annual Hours	5,987
VOLUNTEER COST BENEFIT SUBTOTAL	\$346,108.47
Volunteer Program Expenses	-\$40,772
Uniforms/PPE (5% of total)	-\$1,103
TOTAL VOLUNTEER COST BENEFIT	\$304,223.47

SNOQUALMIE FIRE DEPARTMENT ANNUAL REPORT

Emergency Management

EOC Activations:

Two partial activations in 2019

- February 12 – winter storm / snow event
- June 10 – High temperatures

Zero full EOC Activation in 2019

Staff time delegated to Emergency Management: 2,080 hours

Major accomplishment:

Comprehensive Emergency Management Plan (CEMP) updates

Community Emergency Response Team training

Administered Regional Emergency Management Program Grant Agreement

SNOQUALMIE FIRE DEPARTMENT ANNUAL REPORT

Contact Information

MARK CORREIRA
FIRE CHIEF
DIRECTOR OF EMERGENCY
MANAGEMENT



mcorreira@snoqualmiewa.gov

MICHAEL BAILEY
DEPUTY CHIEF -
OPERATIONS



mbailey@snoqualmiewa.gov

TOMM MUNRO
ADMINISTRATIVE ASST. II



tmunro@snoqualmiewa.gov

Snoqualmie Fire Department

37600 SE Snoqualmie Parkway, Snoqualmie, WA 98065

Tel 425-888-1551

Fax 425-888-1513

<https://www.ci.snoqualmie.wa.us/166/Fire>



